

Office DEPOT®

Furniture Solutions

Style, practicality and value,
wherever you work, whatever your business



2022/23

IRISH
EDITION

Over 2,500 products • Over 20 years experience



Call us today on **01-2457777**

Reception - Seating - Storage - Desks & furniture - Meeting & conference - Bistro & canteen

www.OfficeDepotInteriors.ie



Because where you work matters

Attracting and retaining employees is critical to the success of your business.

We supply quality office furniture seating and storage solutions. We also offer consultation, planning, design and installation services.

We've got it all covered...


The workplace is constantly changing. So whether you need modern solutions for the traditional office or an innovative design for a bespoke workspace, Office Depot can provide everything to meet your needs.




Seating & Desking



Ergonomic Solutions



Flexible Working



Benching & Component Desking



Meeting Solutions



Storage



Green & Sustainable Options



A Total Solution

From product supply, workspace design, and refurbishment to relocation management, 'end of life' furniture management and any other workspace services, Office Depot Interiors is here to understand, enhance and deliver your requirements.

Creating a **better place** for your employees to greet, meet, work and eat.



Services & FACILITIES



Space Planning

From the ideas generated in consultation, concepts are literally brought to life through the planning and design phases. From detailed floor plans and 3D CAD modelling, we will work to provide you with a clear understanding of how your workspace will look and function.



Design & Install

In addition to space planning, we also offer a total turnkey service which includes flooring, lighting, partitions, colour schemes etc. Such attention to detail is mirrored in the support services we can provide throughout the project offering solutions in areas as wide ranging as storage, re-fitting, move management, financing, health and safety as well as sustainable, end-of life furniture management.



Specify

Our specifications will always balance aesthetics, ergonomics and environmental impacts to create a truly inspiring interior which works on every level. Our comprehensive range of solutions ensure we have furniture at every price point required.



OVERVIEW



Fitout & Delivery

Our state-of-the-art order management, warehousing and distribution platforms ensure that from first steps to fit out any disruption is minimised, every deadline is met and communication is channelled through single points of contact. The delivery and installation will be undertaken by our professional fitters to your requirements and they will even remove all packaging materials.

By choosing Office Depot as your furniture solutions partner you get all the advantages of dealing with a leading global supplier along with all the benefits of a locally based team.

Office Depot has massive buying power, an extensive supplier network, a world class logistics platform and an industry leading furniture and interiors team all looking after the interests of your workplace.

Our team is locally based and there to understand your unique requirements. Doing business locally really makes a world of difference! Throughout our brochure you will see "Thanks for buying Irish" and "GI" logos indicating products assembled in Ireland.

If you would like to find out more about bringing an old building to life, maximising your office space or simply buying a workstation.

Call us today on

01-2457777

web

www.OfficeDepotInteriors.ie

FORM AND FUNCTION



Desking & Pedestals



Maya Bench Desking



Screens



Steel Storage



Boardroom & Meeting Tables



Modular Storage

CONTENTS



Acoustic Pods



Reception Counters



Seating

GENERAL OFFICE DESKING	6
Desking & Pedestals	8
Storage & Tables	9
Bench Desking	10
Accessories	14
DESKING COLLECTION	16
Cantilever & Panel End Desking	18
Pedestals	22
Storage	24
Height Adjustable Desking	30
RECEPTION COUNTERS	36
OFFICE SCREENS	40
Desk Top Screens	42
Freestanding & Linking Floor Screens	43
Screen Fabrics	44
SAFEGUARD ACRYLIC SCREENS	46
STEEL FILING & STORAGE	50
Filing Cabinets & Storage	52
Security Filing & Storage	55
Side Opening Tambour Units	56
Cupboard & Tambour Internal Fittings	57
Lockers & Speciality Storage	58
ACOUSTIC PODS	60
BOARDROOM & MEETING TABLES	66
MODULAR STORAGE	76
FLEXIBLE TABLES	84
4 Legged & Folding Tables	86
Flip Top Tables	86
SEATING COLLECTION	88
Mesh Back Chairs	90
Visitor Chairs	91
Extra Comfort Chairs	92
Task & Operator Chairs	96
Industrial Chairs	97
Multi-Purpose Chairs	98
Executive Chairs	102
Chair Fabrics	104
RECEPTION/BREAKOUT SEATING	108
BISTRO & CAFÉ	114
Bistro Seating & Tables	116
Bistro Benches	118

Our **Desking, meeting & storage** range is a contemporary and affordable office solution. Our **bench** range of desking design styles is immensely strong and offers cable management. Sharing components helps reduce costs.



GENERAL OFFICE DESKING & STORAGE

FEATURES & BENEFITS

- ✓ 2mm ABS edging.
- ✓ 25mm desk/table tops.
- ✓ Silver single spoke cantilever frame.




(Samples available on request)

OVERVIEW

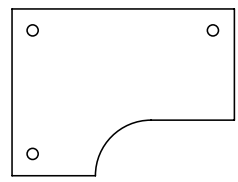
Desking, meeting tables, storage and now with ALL NEW bench desking and complementing storage are all manufactured using the utmost precision and care. The high quality is obtained by using the latest modern technologies and manufacturing processes. Strict controls on all raw materials and components guarantees exceptional quality all with silver finish legs.

Desking Top Shapes - 25mm

Leg Frame Option For Desks



Rectangular Desktop



Radial Desktop




Single Spoke Cantilever Frame



Square Metal Legs

Meeting Table Top Shapes

Table Leg



Rectangular Meeting Table



Square Metal Legs





Rectangular Desks



Fitted with 2 cable portholes; Silver coated single spoke cantilever leg frame; adjustable feet. B: Beech, OAK: Oak and WH: White

Code	Description	W x D x H (mm)	Price
EKD12Z	1200 Rectangular Desk	1200 x 800 x 727	€ 229
EKD14Z	1400 Rectangular Desk	1400 x 800 x 727	€ 239
EKD16Z	1600 Rectangular Desk	1600 x 800 x 727	€ 249
EKD18Z	1800 Rectangular Desk	1800 x 800 x 727	€ 259



Workstations



right hand shown

Fitted with 2 cable portholes; Silver coated single spoke cantilever leg frame; adjustable feet. B: Beech, OAK: Oak and WH: White

Code	Description	W x D x H (mm)	Price
EKUWS16LZ	1600 Workstation	1600x 800/600 x 727	€ 399
EKUWS16RZ	1600 Workstation	1600x 800/600 x 727	€ 399



Mobile & Desk High Pedestals



EKPM2Z

EKPM3Z

A solid box drawer construction fitted with anti tilt locking mechanism and 2 keys; Fully extendable drawers; Adjustable feet on desk high pedestals. B: Beech, OAK: Oak and WH: White

Code	Description	W x D x H (mm)	Price
EKPM2Z	2 drawer, mobile	430 x 575 x 547	€ 229
EKPM3Z	3 drawer, mobile	430 x 575 x 547	€ 229
EK3FP6Z	3 drawer, desk high	430 x 600 x 727	€ 289



EK3FP6Z



BV40Z

BV30Z

Steel Mobile Pedestals

Code	Description	W x D x H (mm)	Price
BV40Z	3 drawer, mobile	390 x 500 x 600	€ 219
BV30Z	3 drawer mobile	300 x 500 x 600	€ 219



Open Bookcases

Open bookcases have a full 18mm back board and adjustable shelves to accommodate foolscap Lever Arch files; B: Beech, OAK: Oak and WH: White

Code	Description	H x W x D (mm)	25mm
EK1608BC	Medium Open Bookcase, 3 Shelves	1567 x 802 x 397	€ 349
EK2008BC	High Open Bookcase, 4 Shelves	1967 x 802 x 397	€ 419



EK2008BC



EK1608BC



Meeting Tables

Meeting and multi-purpose tables have silver coated square metal legs and adjustable feet; Fully welded frame; bolt on legs; B: Beech, OAK: Oak and WH: White

Code	Description	H x W x D (mm)	25mm
EKSTC128Z	1200 Rectangular Table	727 x 1200 x 800	€ 169
EKSTC168Z	1600 Rectangular Table	727 x 1600 x 800	€ 199
EKSTC188Z	1800 Rectangular Table	727 x 1800 x 800	€ 219



EKSTC128Z



EKSTC188Z

1 Person Single Row Bench



25mm top; Metal to metal fixings; 2mm ABS edging; Telescopic frame; Scalloped cable access; Adjustable feet; Cable basket; White frame; Desk dividing screen upholstered in black.

Code	Description	W x D x H (mm)	Price
MALL1200BENCHWH	1200 Single Bench	1200 x 750 x 740	€ 459
MALL1200BENCHOAK	1200 Single Bench	1200 x 750 x 740	€ 459
MALL1200BENCHWAL	1200 Single Bench	1200 x 750 x 740	€ 459
MALL1600BENCHWH	1600 Single Bench	1600 x 750 x 740	€ 499
MALL1600BENCHOAK	1600 Single Bench	1600 x 750 x 740	€ 499
MALL1600BENCHWAL	1600 Single Bench	1600 x 750 x 740	€ 499



2 Person Single Row Bench



Code	Description	W x D x H (mm)	Price
MALL1200BENCHWHX2	1200 2 Person Bench	1200 x 750 x 740	€ 819
MALL1200BENCHOAKX2	1200 2 Person Bench	1200 x 750 x 740	€ 819
MALL1200BENCHWALX2	1200 2 Person Bench	1200 x 750 x 740	€ 819
MALL1600BENCHWHX2	1600 2 Person Bench	1600 x 750 x 740	€ 925
MALL1600BENCHOAKX2	1600 2 Person Bench	1600 x 750 x 740	€ 925
MALL1600BENCHWALX2	1600 2 Person Bench	1600 x 750 x 740	€ 925



3 Person Single Row Bench



Code	Description	W x D x H (mm)	Price
MALL1200BENCHWHX3	1200 3 Person Bench	1200 x 750 x 740	€ 1,185
MALL1200BENCHOAKX3	1200 3 Person Bench	1200 x 750 x 740	€ 1,185
MALL1200BENCHWALX3	1200 3 Person Bench	1200 x 750 x 740	€ 1,185
MALL1600BENCHWHX3	1600 3 Person Bench	1600 x 750 x 740	€ 1,339
MALL1600BENCHOAKX3	1600 3 Person Bench	1600 x 750 x 740	€ 1,339
MALL1600BENCHWALX3	1600 3 Person Bench	1600 x 750 x 740	€ 1,339



2 Person Double Row Bench



Code	Description	W x D x H (mm)	Price
MALL1200X2PERSONWH	1200 2 Person Bench	1200 x 750 x 740	€ 599
MALL1200X2PERSONOAK	1200 2 Person Bench	1200 x 750 x 740	€ 599
MALL1200X2PERSONWAL	1200 2 Person Bench	1200 x 750 x 740	€ 599
MALL1600X2PERSONWH	1600 2 Person Bench	1600 x 750 x 740	€ 665
MALL1600X2PERSONOAK	1600 2 Person Bench	1600 x 750 x 740	€ 665
MALL1600X2PERSONWAL	1600 2 Person Bench	1600 x 750 x 740	€ 665



4 Person Double Row Bench



Code	Description	W x D x H (mm)	Price
MALL1200X4PERSONWH	1200 4 Person Bench	1200 x 750 x 740	€ 1,099
MALL1200X4PERSONOAK	1200 4 Person Bench	1200 x 750 x 740	€ 1,099
MALL1200X4PERSONWAL	1200 4 Person Bench	1200 x 750 x 740	€ 1,099
MALL1600X4PERSONWH	1600 4 Person Bench	1600 x 750 x 740	€ 1,239
MALL1600X4PERSONOAK	1600 4 Person Bench	1600 x 750 x 740	€ 1,239
MALL1600X4PERSONWAL	1600 4 Person Bench	1600 x 750 x 740	€ 1,239



6 Person Double Row Bench



Code	Description	W x D x H (mm)	Price
MALL1200X6PERSONWH	1200 6 Person Bench	1200 x 750 x 740	€ 1,599
MALL1200X6PERSONOAK	1200 6 Person Bench	1200 x 750 x 740	€ 1,599
MALL1200X6PERSONWAL	1200 6 Person Bench	1200 x 750 x 740	€ 1,599
MALL1600X6PERSONWH	1600 6 Person Bench	1600 x 750 x 740	€ 1,819
MALL1600X6PERSONOAK	1600 6 Person Bench	1600 x 750 x 740	€ 1,819
MALL1600X6PERSONWAL	1600 6 Person Bench	1600 x 750 x 740	€ 1,819



Height Adjustable Desks



25mm top; Electric control panel; 2mm ABS edging; Scalloped cable access; Adjustable feet; Modesty panel (optional); White frame.

Code	Description	W x D x H (mm)	Price
MALL12HADWH	1200 Height Adjustable Desk	1200 x 750 x 630-1250	€ 699
MALL12HADOAK	1200 Height Adjustable Desk	1200 x 750 x 630-1250	€ 699
MALL12HADWAL	1200 Height Adjustable Desk	1200 x 750 x 630-1250	€ 699
MALL16HADWH	1600 Height Adjustable Desk	1600 x 750 x 630-1250	€ 719
MALL16HADOAK	1600 Height Adjustable Desk	1600 x 750 x 630-1250	€ 719
MALL16HADWAL	1600 Height Adjustable Desk	1600 x 750 x 630-1250	€ 719
MALLMP12WH	Modesty Panel	1200 Wide	€ 59



USB smart
charge port



Benches accept standard desktop screens (fixed with C clamps) and standard cable trays available from the product guide (not supplied as standard). All tops are drilled as standard to accept 600D returns on 1400mm+ benches. Supplied with twin scallops as standard - port holes are not available due to interference with the frame. Side dividing screens can only be fitted using T brackets screwed to the top due to interference with the frame.

Colour Top Options:



Colour Frame Options:



Single Bench Starter



H:740mm; 25mm Top

600 Deep

Code	Description	25mm
BSBS106	1000 Desk	€ 296
BSBS126	1200 Desk	€ 309
BSBS146	1400 Desk	€ 333
BSBS166	1600 Desk	€ 345
BSBS186	1800 Desk	€ 368

800 Deep

Code	Description	25mm
BSBS108	1000 Desk	€ 327
BSBS128	1200 Desk	€ 345
BSBS148	1400 Desk	€ 368
BSBS168	1600 Desk	€ 392
BSBS188	1800 Desk	€ 415

Single Bench Add-On



H:740mm; 25mm Top

600 Deep

Code	Description	25mm
BSBA106	1000 Desk	€ 257
BSBA126	1200 Desk	€ 272
BSBA146	1400 Desk	€ 296
BSBA166	1600 Desk	€ 320
BSBA186	1800 Desk	€ 345

800 Deep

Code	Description	25mm
BSBA108	1000 Desk	€ 291
BSBA128	1200 Desk	€ 309
BSBA148	1400 Desk	€ 333
BSBA168	1600 Desk	€ 356
BSBA188	1800 Desk	€ 379

Double Bench Starter



H:740mm; 25mm Top

600 Deep

Code	Description	25mm
BDBS1012	1000 Desk	€ 535
BDBS1212	1200 Desk	€ 565
BDBS1412	1400 Desk	€ 595
BDBS1612	1600 Desk	€ 629
BDBS1812	1800 Desk	€ 655

800 Deep

Code	Description	25mm
BDBS1016	1000 Desk	€ 582
BDBS1216	1200 Desk	€ 619
BDBS1416	1400 Desk	€ 642
BDBS1616	1600 Desk	€ 655
BDBS1816	1800 Desk	€ 679

Double Bench Add-On



H:740mm; 25mm Top

600 Deep

Code	Description	25mm
BDBA1012	1000 Desk	€ 452
BDBA1212	1200 Desk	€ 486
BDBA1412	1400 Desk	€ 519
BDBA1612	1600 Desk	€ 546
BDBA1812	1800 Desk	€ 570

800 Deep


Code	Description	25mm
BDBA1016	1000 Desk	€ 486
BDBA1216	1200 Desk	€ 510
BDBA1416	1400 Desk	€ 546
BDBA1616	1600 Desk	€ 559
BDBA1816	1800 Desk	€ 582

Cable Trays



Code	To Fit	Price
BBMCT10	1000mm	€ 59
BBMCT12	1200mm	€ 62
BBMCT14	1400mm	€ 65
BBMCT16	1600mm	€ 68
BBMCT18	1800mm	€ 70

Rectangular Desktop Screen



Screens supplied with 30mm C Clamp as standard; All screens in this section can be supplied at 300mm, 380mm and 480mm at the same price if specified at time of order.

480 High if not specified

Code	Description	Price
HRDT8	800 Screen	€ 174
HRDT10	1000 Screen	€ 178
HRDT12	1200 Screen	€ 185
HRDT14	1400 Screen	€ 196
HRDT15	1500 Screen	€ 202
HRDT16	1600 Screen	€ 214
HRDT1638	1638 Screen	€ 214
HRDT18	1800 Screen	€ 219
HRDT20	2000 Screen	€ 237



Monitor Arms



FSA1



FSA2



LDT20-C012



LDT20-C024

The FSA arm (Articulated flat screen arm) is available with either through desk, edge clamp and top fix fittings. FSA can be adjusted to any height via the 'quick release clamp' and is supplied with both a universal 75mm VESA plate and 100mm VESA plate.

- Complete with through desk and clamp fixing as standard
- Universal 75mm and 100mm VESA plate fixing included
- Includes pre-installed wipe in cable management
- Can be adjusted to various heights with the quick release clamp
- Weight capacity 20kg on single and 13kg on double (each arm)
- Available in White, Silver and Black

Manual Adjustment

Code	Description	Price
FSA1	Single Arm	€ 188
FSA2	Double Arm	€ 305

Sigma is a quick to assemble and easy to use monitor arm facilitating the needs of single or double monitors. The effortless design allows the installer to fit the arm in minutes and the rotation/ swivel features makes it easy to meet the needs of the end user, as they can place the screen at the correct height to avoid neck and back tension. Available in White or Black.

- Supports up to 8kg in weight each arm
- Available in White or Black
- Available as a single or twin arm
- Equipped with both Top Fix and Through Desk Clamps
- Screen size 17 – 32

Spring Adjustment

Code	Description	Price
LDT20-C012	Single Arm	€ 299
LDT20-C024	Double Arm	€ 479

Cable Management Wire Basket



The chrome finished basket will help place all wires to reduce knots, prevent trip hazards and allow the end user to easy add, remove and change wires if required.

Code	Description	Price
WB0800TS	800mm wide	€ 58
WB1000TS	1000mm wide	€ 65
WB1200TS	1200mm wide	€ 77
WB1400TS	1400mm wide	€ 88

Cable Management CPU Holder



For use on 25mm thick desk tops, simply fold out and fix to desk with screws provided, Weight capacity 20Kg (subject to desk material). Height adjustment from approx 320mm to 500mm.

Code	Description	Price
BCPUSR	CPU Holder - Silver	€ 72
BCPUWH	CPU Holder - White	€ 72

Cable Management Cable Spines



The cable spines flexible plastic trunking allows cables to be placed free from damage and knots.

Code	Description	Price
ROSPOP	Cable Spine - Opaque	€ 30
ROSPBL	Cable Spine - Black	€ 30
ROSPGR	Cable Spine - Grey	€ 30

Desk Power Accessories



Code	Description	Price
CWW12G3100000	Chroma 2 Power & Smart Charge	€ 219



Code	Description	Price
PLW01G5110000	Port-EI 1 Power & Smart Charge	€ 219



Code	Description	Price
ADW12G5020100000	Aero Flip 2 Power, 2 Data & HDMI	€ 349



Code	Description	Price
PMK403	Extension	€ 22



Code	Description	Price
ML3MB	Mains Lead 3M	€ 15

Contact our sales
team for more
information

We offer contemporary and affordable, traditional, managerial and executive desks, in a myriad of styles and finishes along with boardroom and storage to compliment a modern working environment. Complete flexibility combined with functionality and style in a choice to suit any budget.



Add prefix 'G' for cantilever or 'P' for panel end to code when ordering

DESKING COLLECTION

FEATURES & BENEFITS

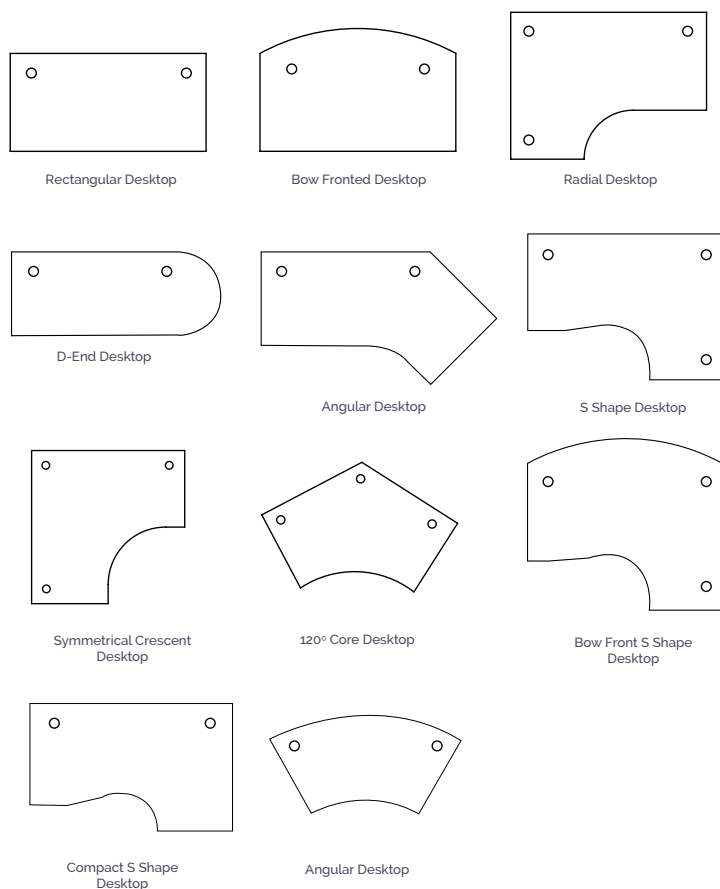
- ✓ 10 year warranty.
- ✓ Available in 16 different finishes.
- ✓ Desking available in a choice of 11 top shapes and 2 leg frames.
- ✓ 25mm desk tops.
- ✓ Full range of cable management available.



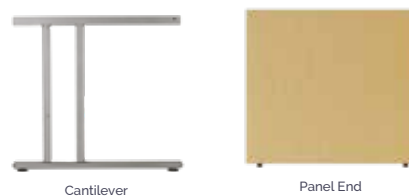
OVERVIEW

This desking range is versatile in form, function and style. With smooth contours and innovative angles, this space efficient solution performs beautifully. The choice of 16 different wood finishes facilitates the creation of the perfect palette for contemporary office interiors. **Tested to British Standards BS4875 for strength and stability.**

Desking Top Shapes



Leg Frame Options For Desks



Wire Managed Leg, the affordable way to keep those wires at bay; the cantilever wire-managed leg is a factory fitted option available in a matching or contrasting finish. P.O.A



CANTILEVER & PANEL END DESKING

Rectangular Desks - 800 Deep

25mm top
Supplied flat-packed



D: 800
H: 740
GRAIN: L-R

Add prefix 'G' for cantilever or 'P' for panel end to code when ordering

Cantilever

Code	W	Band 1	Band 2	Band 3
RD8	800	€ 309	€ 346	€ 435
RD10	1000	€ 324	€ 361	€ 455
RD12	1200	€ 340	€ 377	€ 475
RD14	1400	€ 355	€ 395	€ 486
RD16	1600	€ 371	€ 418	€ 528
RD18	1800	€ 390	€ 435	€ 550

Panel End

W	Band 1	Band 2	Band 3
800	€ 309	€ 346	€ 435
1000	€ 315	€ 361	€ 455
1200	€ 340	€ 377	€ 475
1400	€ 355	€ 395	€ 486
1600	€ 371	€ 418	€ 528
1800	€ 390	€ 435	€ 550

Rectangular Desks - 600 Deep

25mm top
Supplied flat-packed



D: 600
H: 740
GRAIN: F-B

Add prefix 'G' for cantilever or 'P' for panel end to code when ordering

Cantilever

Code	W	Band 1	Band 2	Band 3
RR8	800	€ 294	€ 326	€ 414
RR10	1000	€ 307	€ 342	€ 431
RR12	1200	€ 323	€ 360	€ 455
RR14	1400	€ 338	€ 375	€ 471
RR16	1600	€ 352	€ 395	€ 495
RR18	1800	€ 369	€ 413	€ 517

Panel End

W	Band 1	Band 2	Band 3
800	€ 294	€ 326	€ 414
1000	€ 307	€ 342	€ 431
1200	€ 323	€ 360	€ 455
1400	€ 338	€ 375	€ 471
1600	€ 352	€ 395	€ 495
1800	€ 369	€ 413	€ 517

D-Ended - 800 Deep

25mm top
Supplied flat-packed
Please specify hand (RH shown)



D: 800
H: 740
GRAIN: L-R

Add prefix 'G' for cantilever or 'P' for panel end to code when ordering

Cantilever

Code	W	Band 1	Band 2	Band 3
DE20	2000	€ 558	€ 609	€ 721
DE22	2200	€ 589	€ 642	€ 778

Panel End

W	Band 1	Band 2	Band 3
2000	€ 558	€ 609	€ 721
2200	€ 589	€ 642	€ 778

Angular - 800 Ends

25mm top
Supplied flat-packed
Please specify hand (RH shown)



D: 1134
H: 740
GRAIN: L-R

Add prefix 'G' for cantilever or 'P' for panel end to code when ordering

Cantilever

Code	W	Band 1	Band 2	Band 3
AT20	2000	€ 628	€ 682	€ 817
AT22	2200	€ 683	€ 710	€ 854

Panel End

W	Band 1	Band 2	Band 3
2000	€ 628	€ 682	€ 817
2200	€ 683	€ 710	€ 854

Finishes:

Band 1 NB Beech | CA Classic Ash | LO Light Oak | MO Modern Oak | MP Maple | PG Plain Grey | PC Portofino Cherry | SE Swiss Elm | WA Walnut | WH White

Band 2 AN Anthracite | BK Black | CH Cherry | CO Concrete | SV Silver

Band 3 HO Halifax Oak

Frame:

BK Black | GR Grey | LQ Clear Lacquer (+5%) | SV Silver | WH White

All prices exclude VAT

S Shape



D: 1200
H: 740
GRAIN: L-R

Add prefix 'G' for cantilever or 'P' for panel end to code when ordering

25mm top
Supplied flat-packed
Please specify hand (RH shown)

Code	W	Cantilever			Panel End			
		Band 1	Band 2	Band 3	W	Band 1	Band 2	Band 3
S16	1600	€ 478	€ 555	€ 740	1600	€ 478	€ 555	€ 740
S18	1800	€ 505	€ 580	€ 770	1800	€ 505	€ 580	€ 770
S20	2000	€ 545	€ 625	€ 830	2000	€ 545	€ 625	€ 830

Bow Front S Shape



D: 1400
H: 740
GRAIN: L-R

Add prefix 'G' for cantilever or 'P' for panel end to code when ordering

25mm top
Supplied flat-packed
Please specify hand (RH shown)

Code	W	Cantilever			Panel End			
		Band 1	Band 2	Band 3	W	Band 1	Band 2	Band 3
BFS16	1600	€ 555	€ 645	€ 864	1600	€ 555	€ 645	€ 864
BFS18	1800	€ 620	€ 710	€ 930	1800	€ 620	€ 710	€ 930
BFS20	2000	€ 680	€ 775	€ 1020	2000	€ 680	€ 775	€ 1020

Compact S Shape




D: 1000
H: 740
GRAIN: L-R

Add prefix 'G' for cantilever or 'P' for panel end to code when ordering

25mm top
Supplied flat-packed
Please specify hand (RH shown)

Code	W	Cantilever			Panel End			
		Band 1	Band 2	Band 3	W	Band 1	Band 2	Band 3
CS16	1600	€ 475	€ 525	€ 650	1600	€ 475	€ 525	€ 650
CS18	1800	€ 490	€ 545	€ 675	1800	€ 490	€ 545	€ 675

Symmetrical



SYM16 D: 1600
SYM18 D: 1800
H: 740
GRAIN: L-R

Add prefix 'G' for cantilever or 'P' for panel end to code when ordering

25mm top
Supplied flat-packed
Please specify hand (RH shown)

Code	W	Cantilever			Panel End			
		Band 1	Band 2	Band 3	W	Band 1	Band 2	Band 3
SYM16	1600	€ 865	€ 960	€ 1090	1600	€ 865	€ 960	€ 1090
SYM18	1800	€ 925	€ 1020	€ 1250	1800	€ 925	€ 1020	€ 1250

Finishes:

Band 1 NB Beech | CA Classic Ash | LO Light Oak | MO Modern Oak | MP Maple | PG Plain Grey | PC Portofino Cherry | SE Swiss Elm | WA Walnut | WH White

Band 2 AN Anthracite | BK Black | CH Cherry | CO Concrete | SV Silver

Band 3 HO Halifax Oak

Frame:

BK Black | GR Grey | LQ Clear Lacquer (+5%) | SV Silver | WH White

All prices exclude VAT



J Shape - 800 x 600 Ends



D: 1200
H: 740
GRAIN: L-R

Add prefix 'G' for cantilever or 'P' for panel end to code when ordering

25mm top
Supplied flat-packed
Please specify hand (RH shown)

Code	W	Cantilever			Panel End			
		Band 1	Band 2	Band 3	W	Band 1	Band 2	Band 3
J12	1200	€ 390	€ 460	€ 630	1200	€ 390	€ 460	€ 630
J14	1400	€ 410	€ 480	€ 650	1400	€ 410	€ 480	€ 650
J16	1600	€ 435	€ 510	€ 700	1600	€ 435	€ 510	€ 700
J18	1800	€ 455	€ 535	€ 725	1800	€ 455	€ 535	€ 725
J20	2000	€ 490	€ 575	€ 780	2000	€ 490	€ 575	€ 780

J Shape - 800 x 800 Ends



D: 1200
H: 740
GRAIN: L-R

Add prefix 'G' for cantilever or 'P' for panel end to code when ordering

25mm top
Supplied flat-packed
Please specify hand (RH shown)

Code	W	Cantilever			Panel End			
		Band 1	Band 2	Band 3	W	Band 1	Band 2	Band 3
J1288	1200	€ 410	€ 475	€ 645	1200	€ 410	€ 475	€ 645
J1488	1400	€ 425	€ 490	€ 665	1400	€ 425	€ 490	€ 665
J1688	1600	€ 455	€ 525	€ 715	1600	€ 455	€ 525	€ 715
J1888	1800	€ 475	€ 555	€ 745	1800	€ 475	€ 555	€ 745
J2088	2000	€ 510	€ 595	€ 800	2000	€ 510	€ 595	€ 800

J Shape - 600 x 600 Ends



D: 1200
H: 740
GRAIN: L-R

Add prefix 'G' for cantilever or 'P' for panel end to code when ordering

25mm top
Supplied flat-packed
Please specify hand (RH shown)

Code	W	Cantilever			Panel End			
		Band 1	Band 2	Band 3	W	Band 1	Band 2	Band 3
J1266	1200	€ 375	€ 445	€ 640	1200	€ 375	€ 445	€ 640
J1466	1400	€ 390	€ 460	€ 635	1400	€ 390	€ 460	€ 635
J1666	1600	€ 415	€ 490	€ 680	1600	€ 415	€ 490	€ 680
J1866	1800	€ 435	€ 520	€ 705	1800	€ 435	€ 520	€ 705
J2066	2000	€ 475	€ 555	€ 760	2000	€ 475	€ 555	€ 760

Finishes:

Band 1 NB Beech | CA Classic Ash | LO Light Oak | MO Modern Oak | MP Maple | PG Plain Grey | PC Portofino Cherry | SE Swiss Elm | WA Walnut | WH White

Band 2 AN Anthracite | BK Black | CH Cherry | CO Concrete | SV Silver

Band 3 HO Halifax Oak

Frame:

BK Black | GR Grey | LQ Clear Lacquer (+5%) | SV Silver | WH White

All prices exclude VAT



Bow Front - 1000 Deep

25mm top
Supplied flat-packed
800 ends



D: 1000
H: 740
GRAIN: L-R

Add prefix 'G' for cantilever or 'P' for panel end to code when ordering

Cantilever

Panel End

Code	W	Band 1	Band 2	Band 3	W	Band 1	Band 2	Band 3
BF12	1200	€ 430	€ 475	€ 585	1200	€ 430	€ 475	€ 585
BF14	1400	€ 445	€ 490	€ 605	1400	€ 445	€ 490	€ 605
BF16	1600	€ 465	€ 520	€ 645	1600	€ 465	€ 520	€ 645
BF18	1800	€ 490	€ 540	€ 670	1800	€ 490	€ 540	€ 670

120° Core Unit

25mm top
Supplied flat-packed



H: 740
GRAIN: L-R

Add prefix 'G' for cantilever or 'P' for panel end to code when ordering

Cantilever

Panel End

	Code	W	D	Band 1	Band 2	Band 3	Band 1	Band 2	Band 3
600 ENDS	CU9	1558	970	€ 695	€ 775	€ 965	€ 695	€ 775	€ 775
800 ENDS	CU11	1905	1243	€ 710	€ 800	€ 1030	€ 710	€ 710	€ 1030
600 ENDS	CU126	2078	1120	€ 760	€ 850	€ 1080	€ 760	€ 760	€ 1080
800 ENDS	CU128	2078	1293	€ 820	€ 925	€ 1150	€ 820	€ 820	€ 1150

Curved - 800mm Ends

25mm top
Supplied flat-packed



D: 950
H: 740
GRAIN: L-R

Add prefix 'G' for cantilever or 'P' for panel end to code when ordering

Cantilever

Panel End

Code	W	Band 1	Band 2	Band 3	W	Band 1	Band 2	Band 3
CD18	1800	€ 640	€ 690	€ 820	1800	€ 640	€ 690	€ 820

Finishes:

Band 1 NB Beech | CA Classic Ash | LO Light Oak | MO Modern Oak | MP Maple | PG Plain Grey | PC Portofino Cherry | SE Swiss Elm | WA Walnut | WH White

Band 2 AN Anthracite | BK Black | CH Cherry | CO Concrete | SV Silver

Band 3 HO Halifax Oak

Frame:

BK Black | GR Grey | LQ Clear Lacquer (+5%) | SV Silver | WH White

All prices exclude VAT



Desk High Pedestal



25mm top
Locking, 2 Keys
Adjustable Feet

Supplied assembled
Max CPU Height 470mm

Code	W	D	H	Grain	Band 1	Band 2	Band 3
GDHP8D4	438	800	740	L-R	€ 380	€ 420	€ 490
GDHP8D3	438	800	740	L-R	€ 380	€ 420	€ 490
GDHP8D2	438	800	740	L-R	€ 380	€ 420	€ 490
GDHP8D1D1DR	438	800	740	L-R	€ 380	€ 420	€ 490
GDHP8DCPU	438	800	740	L-R	€ 405	€ 440	€ 510
GDHP6D4	438	600	740	F-B	€ 340	€ 380	€ 450
GDHP6D3	438	600	740	F-B	€ 340	€ 380	€ 450
GDHP6D2	438	600	740	F-B	€ 340	€ 380	€ 450
GDHP6D1D1DR	438	600	740	F-B	€ 340	€ 380	€ 450
GDHP6DCPU	438	600	740	F-B	€ 365	€ 400	€ 475

Straight Pedestal Extension



25mm top
Locking, 2 Keys
Adjustable Feet

Supplied assembled
Max CPU Height 470mm

Code	W	D	H	Grain	Band 1	Band 2	Band 3
GSPEX8D4	1000	800	740	L-R	€ 460	€ 500	€ 575
GSPEX8D3	1000	800	740	L-R	€ 460	€ 500	€ 575
GSPEX8D2	1000	800	740	L-R	€ 460	€ 500	€ 575
GSPEX8D1D1DR	1000	800	740	L-R	€ 460	€ 500	€ 575
GSPEX8DCPU	1000	800	740	L-R	€ 460	€ 520	€ 590
GSPEX6D4	1000	600	740	F-B	€ 410	€ 445	€ 515
GSPEX6D3	1000	600	740	F-B	€ 410	€ 445	€ 515
GSPEX6D2	1000	600	740	F-B	€ 410	€ 445	€ 515
GSPEX6D1D1DR	1000	600	740	F-B	€ 410	€ 445	€ 515
GSPEX6DCPU	1000	600	740	F-B	€ 430	€ 465	€ 540

Please specify Left or Right Hand (Left Hand Shown)

Mobile Underdesk Pedestal



25mm top
Locking, 2 Keys
Hidden low profile castors

Supplied assembled
Max CPU Height 424mm

Code	W	D	H	Grain	Band 1	Band 2	Band 3
GMHUDP8D4	438	550	635	L-R	€ 345	€ 385	€ 460
GMHUDP8D3	438	550	635	L-R	€ 345	€ 385	€ 460
GMHUDP8D2	438	550	635	L-R	€ 345	€ 385	€ 460
GMHUDP8D1D1DR	438	550	635	L-R	€ 345	€ 385	€ 460
GMHUDP8DCPU	438	550	635	L-R	€ 370	€ 460	€ 480
GMHUDP6D4	438	514	635	L-R	€ 345	€ 385	€ 460
GMHUDP6D3	438	514	635	L-R	€ 345	€ 385	€ 460
GMHUDP6D2	438	514	635	L-R	€ 345	€ 385	€ 460
GMHUDP6D1D1DR	438	514	635	L-R	€ 345	€ 385	€ 460
GMHUDP6DCPU	438	514	635	L-R	€ 370	€ 460	€ 480

Finishes:

Band 1 NB Beech | CA Classic Ash | LO Light Oak | MO Modern Oak | MP Maple | PG Plain Grey | PC Portofino Cherry | SE Swiss Elm | WA Walnut | WH White

Band 2 AN Anthracite | BK Black | CH Cherry | CO Concrete | SV Silver

Band 3 HO Halifax Oak

Handles:

BK Black | GR Grey | LQ Clear Lacquer (+5%) | SV Silver | WH White

All prices exclude VAT

Drawer Options

2 Drawer



2 Deep Filing Drawers
NB: Files hang front to back

3 Drawer



2 Shallow Drawers / 1 Deep Filing Drawer
NB: Files hang front to back

4 Drawer



4 Shallow Drawers

1 Drawer 1 Door



1 Shallow Drawer / 1 Door
NB: Left-Hand-Hinged (LHH) as standard

CPU



1 Shallow Drawer / CPU Space with shelving
NB: Can hold CPU with maximum width of 250mm

Small Mobile Pedestal



Locking, 2 Keys
Unit sits on castors
Supplied assembled

Code	W	D	H	Grain	Band 1	Band 2	Band 3
G3DMP	438	605	595	L-R	€ 305	€ 335	€ 415
G2DMP	438	605	595	L-R	€ 305	€ 335	€ 415

Fixed Pedestal



Locking, 2 Keys
Supplied assembled

Code	W	D	H	Band 1	Band 2	Band 3
GFP8D3	426	577	505	€ 240	€ 270	€ 340
GFP8D2	426	577	505	€ 240	€ 270	€ 340
GFP6D3	426	520	505	€ 240	€ 270	€ 340
GFP6D2	426	520	505	€ 240	€ 270	€ 340

Finishes:

Band 1 NB Beech | CA Classic Ash | LO Light Oak | MO Modern Oak | MP Maple | PG Plain Grey | PC Portofino Cherry | SE Swiss Elm | WA Walnut | WH White

Band 2 AN Anthracite | BK Black | CH Cherry | CO Concrete | SV Silver

Band 3 HO Halifax Oak

Handles:

BK Black | GR Grey | LQ Clear Lacquer (+5%) | SV Silver | WH White

All prices exclude VAT



Base Unit



*These units have a central support
25mm top
Locking, 2 Keys

1 Adjustable Shelf
Adjustable Feet
This unit will not accept 2 rows
of A4 box files

Code	W	D	H	Grain	Band 1	Band 2	Band 3
GBU8	800	600	740	F-B	€ 465	€ 510	€ 600
GBU10	1000	600	740	F-B	€ 505	€ 555	€ 655
GBU12*	1200	600	740	F-B	€ 565	€ 620	€ 735

Glass Door Base Unit



*These units have a central support
25mm top
Non-locking

1 Adjustable Shelf
Adjustable Feet
This unit will not accept 2 rows
of A4 box files

Code	W	D	H	Grain	Band 1	Band 2	Band 3
VGBUB8	800	600	740	F-B	€ 740	€ 785	€ 875
VGBUB10	1000	600	740	F-B	€ 810	€ 855	€ 955
VGBUB12*	1200	600	740	F-B	€ 885	€ 940	€ 1040

Sliding Door Base Unit



*These units have a central support
25mm top

Locking, 2 Keys
1 Adjustable Shelf

Code	W	D	H	Grain	Band 1	Band 2	Band 3
GSDBU8	800	600	740	F-B	€ 575	€ 625	€ 745
GSDBU10	1000	600	740	F-B	€ 655	€ 720	€ 855
GSDBU12*	1200	600	740	F-B	€ 725	€ 800	€ 945
GSDBU16*	1600	600	740	F-B	€ 895	€ 985	€ 1165

Credenza



Locking, 2 Keys
1 Adjustable Shelf

Unit has centre support
This unit will not accept 2 rows of A4 box files

Please specify if fridge is being fitted as unit will be provided with
ventilation holes Note: fridge is not integrated

Code	W	D	H	Grain	Band 1	Band 2	Band 3
GCREDZ	1200	600	740	F-B	€ 605	€ 660	€ 780

Code	W	D	H	Price
FRIDGE - TO FIT	472	450	492	€ 635

Finishes:

Band 1 NB Beech | CA Classic Ash | LO Light Oak | MO Modern Oak | MP Maple | PG Plain Grey | PC Portofino Cherry | SE Swiss Elm | WA Walnut | WH White

Band 2 AN Anthracite | BK Black | CH Cherry | CO Concrete | SV Silver

Band 3 HO Halifax Oak

Handles:

BK Black | GR Grey | LQ Clear Lacquer (+5%) | SV Silver | WH White

All prices exclude VAT

Side Filer



*New style - weights have been placed in the base to remove the need for the supporting castor wheel (previously positioned on the bottom drawer)
Locking, 2 Keys
Accepts foolscap files
Supplied assembled

Code	W	D	H	Grain	Band 1	Band 2	Band 3
GSFU8HD*	800	600	740	F-B	€ 950	€ 995	€ 1120
GSFU8 (OLD)	800	600	740	F-B	€ 720	€ 890	€ 1000

Desk High Tambour



Accommodates 2 rows of A4 filing
Locking, 2 Keys
1 Adjustable Shelf
Hidden Adjustable Feet
Supplied assembled
Door colours: Grey, Silver & White

Code	W	D	H	Grain	Band 1	Band 2	Band 3
GDHTAM8	800	600	740	F-B	€ 850	€ 890	€ 1000

90° Desk High Tambour



Accommodates 2 rows of A4 filing
Locking, 2 Keys
1 Fixed Shelf
Hidden Adjustable Feet
Supplied assembled
Door colours: Grey, Silver & White

Code	W	D	H	Grain	Band 1	Band 2	Band 3
G90DHTAM	800	800	740	45°	€ 925	€ 970	€ 1090



Finishes:

Band 1 NB Beech | CA Classic Ash | LO Light Oak | MO Modern Oak | MP Maple | PG Plain Grey | PC Portofino Cherry | SE Swiss Elm | WA Walnut | WH White

Band 2 AN Anthracite | BK Black | CH Cherry | CO Concrete | SV Silver

Band 3 HO Halifax Oak

Handles:

BK Black | GR Grey | LQ Clear Lacquer (+5%) | SV Silver | WH White

All prices exclude VAT



Desktop Overhead Tambour



Locking

Frame height clearance 505mm

Accommodates A4 box files

Door colours: Grey, Silver & White

Code	W	D	H	Band 1	Band 2	Band 3
GOHTAM16	1600	465	1010	€ 1035	€ 1075	€ 1170
GOHTAM18	1800	465	1010	€ 1095	€ 1140	€ 1240

Glass 2 Door Cupboard



- 1 ADJUSTABLE SHELF**
- 2 ADJUSTABLE SHELVES**
- 3 ADJUSTABLE SHELVES**
- 3 ADJUSTABLE SHELVES**
- 4 ADJUSTABLE SHELVES**

Non-locking

Code	W	D	H	Band 1	Band 2	Band 3
VGCUP740	800	410	740	€ 685	€ 710	€ 760
VGCUP12	800	410	1200	€ 1005	€ 1044	€ 1120
VGCUP16	800	410	1600	€ 1153	€ 1205	€ 1290
VGCUP18	800	410	1800	€ 1270	€ 1270	€ 1360
VGCUP20	800	410	2000	€ 1344	€ 1345	€ 1435



Finishes:

Band 1 NB Beech | CA Classic Ash | LO Light Oak | MO Modern Oak | MP Maple | PG Plain Grey | PC Portofino Cherry | SE Swiss Elm | WA Walnut | WH White

Band 2 AN Anthracite | BK Black | CH Cherry | CO Concrete | SV Silver

Band 3 HO Halifax Oak

Handles:

BK Black | GR Grey | LQ Clear Lacquer (+5%) | SV Silver | WH White

All prices exclude VAT

Bookcase

* Lever Arch option will be supplied with a flush base
(to allow for 2 rows of LA files)
25mm top and shelves



- 1 ADJUSTABLE SHELF
- 1 ADJUSTABLE SHELF
- 2 ADJUSTABLE SHELVES
- 2 ADJUSTABLE SHELVES
- 3 ADJUSTABLE SHELVES
- 3 ADJUSTABLE SHELVES
- 4 ADJUSTABLE SHELVES
- 1 ADJUSTABLE SHELF
- 1 ADJUSTABLE SHELF
- 2 ADJUSTABLE SHELVES
- 2 ADJUSTABLE SHELVES
- 3 ADJUSTABLE SHELVES
- 3 ADJUSTABLE SHELVES
- 4 ADJUSTABLE SHELVES

Code	W	D	H	Band 1	Band 2	Band 3
GBC740LA*	800	410	740	€ 225	€ 280	€ 330
GBC740	800	410	740	€ 225	€ 280	€ 330
GBC10	800	410	1000	€ 265	€ 295	€ 345
GBC12	800	410	1200	€ 300	€ 330	€ 395
GBC16	800	410	1600	€ 415	€ 460	€ 545
GBC18	800	410	1800	€ 450	€ 495	€ 590
GBC20	800	410	2000	€ 500	€ 550	€ 645
GBC74010LA*	1000	410	740	€ 305	€ 335	€ 395
GBC74010	1000	410	740	€ 305	€ 335	€ 395
GBC1010	1000	410	1000	€ 315	€ 350	€ 410
GBC1210	1000	410	1200	€ 360	€ 395	€ 470
GBC1610	1000	410	1600	€ 490	€ 540	€ 635
GBC1810	1000	410	1800	€ 535	€ 590	€ 695
GBC2010	1000	410	2000	€ 580	€ 645	€ 760

2 Door Cupboard

* Lever Arch option will be supplied with a flush base
(to allow for 2 rows of LA files)
25mm top and shelves
Locking, 2 Keys



- 1 ADJUSTABLE SHELF
- 1 ADJUSTABLE SHELF
- 2 ADJUSTABLE SHELVES
- 2 ADJUSTABLE SHELVES
- 3 ADJUSTABLE SHELVES
- 3 ADJUSTABLE SHELVES
- 4 ADJUSTABLE SHELVES
- 1 ADJUSTABLE SHELF
- 1 ADJUSTABLE SHELF
- 2 ADJUSTABLE SHELVES
- 2 ADJUSTABLE SHELVES
- 3 ADJUSTABLE SHELVES
- 3 ADJUSTABLE SHELVES
- 4 ADJUSTABLE SHELVES

Code	W	D	H	Band 1	Band 2	Band 3
GCUP740LA*	800	410	740	€ 430	€ 475	€ 560
GCUP740	800	410	740	€ 430	€ 475	€ 560
GCUP10	800	410	1000	€ 500	€ 550	€ 645
GCUP12	800	410	1200	€ 555	€ 610	€ 725
GCUP16	800	410	1600	€ 675	€ 745	€ 875
GCUP18	800	410	1800	€ 735	€ 810	€ 955
GCUP20	800	410	2000	€ 790	€ 875	€ 1025
GCUP74010LA*	1000	410	740	€ 490	€ 540	€ 635
GCUP74010	1000	410	740	€ 490	€ 540	€ 635
GCUP1010	1000	410	1000	€ 560	€ 615	€ 725
GCUP1210	1000	410	1200	€ 630	€ 695	€ 820
GCUP1610	1000	410	1600	€ 775	€ 850	€ 1010
GCUP1810	1000	410	1800	€ 840	€ 925	€ 1095
GCUP2010	1000	410	2000	€ 915	€ 1010	€ 1190

Finishes:

Band 1 NB Beech | CA Classic Ash | LO Light Oak | MO Modern Oak | MP Maple | PG Plain Grey | PC Portofino Cherry | SE Swiss Elm | WA Walnut | WH White

Band 2 AN Anthracite | BK Black | CH Cherry | CO Concrete | SV Silver

Band 3 HO Halifax Oak

Handles:

BK Black | GR Grey | LQ Clear Lacquer (+5%) | SV Silver | WH White

All prices exclude VAT



Filing Cabinet



25mm top. Supplied assembled
Locking, 2 Keys
Anti-tilt mechanism
100% drawer opening
15kg safe hanging weight limit per drawer

Code	W	D	H	Band 1	Band 2	Band 3
GFC2D	484	658	740	€ 445	€ 495	€ 600
GFC3D	484	658	1048	€ 595	€ 655	€ 775
GFC4D	484	658	1360	€ 740	€ 810	€ 950

System Storage Cupboard



25mm top
Supplied empty
Locking, 2 Keys

Code	W	D	H	Band 1	Band 2	Band 3
GSSC740	955	580	740	€ 510	€ 580	€ 725
GSSC10	955	580	1000	€ 570	€ 645	€ 795
GSSC12	955	580	1200	€ 645	€ 725	€ 885
GSSC16	955	580	1600	€ 725	€ 810	€ 985
GSSC18	955	580	1800	€ 825	€ 920	€ 1105
GSSC20	955	580	2000	€ 910	€ 1010	€ 1210

System Storage Tambour Cupboard



25mm top
Supplied empty
Locking, 2 Keys
Door colours: Grey, Silver & White

Code	W	D	H	Band 1	Band 2	Band 3
GSYT740	1100	531	740	€ 675	€ 745	€ 855
GSYT10	1100	531	1000	€ 760	€ 830	€ 945
GSYT12	1100	531	1200	€ 855	€ 925	€ 1045
GSYT16	1100	531	1600	€ 946	€ 1015	€ 1140
GSYT18	1100	531	1800	€ 1025	€ 1105	€ 1240

Contract Tambour Cupboard



2 ADJUSTABLE SHELVES
3 ADJUSTABLE SHELVES
3 ADJUSTABLE SHELVES

25mm top
Locking, 2 Keys
Includes wooden shelves
Door colours: Grey, Silver & White

Code	W	D	H	Band 1	Band 2	Band 3
TAMB12	1050	600	1200	€ 890	€ 980	€ 1060
TAMB16	1050	600	1600	€ 1060	€ 1060	€ 1180
TAMB18	1050	600	1800	€ 1190	€ 1190	€ 1325

DESKS & BENCH DESKING

Chairs suitable for all Desks & Bench desking



OC309HA
High Back
Orthopaedic
Task Chair
(see page 89)



ED7MHRSPHA
Mesh Back
Executive Armchair
(see page 86)



BA900GHA
High Back
Operator Chair
(see page 92)



BA900MGHA
Mesh Back
Operator Chair
(see page 86)



Why choose Height Adjustable Desks?



Research suggests that alternating between sitting and standing posture at work benefits health and productivity. So why not try these innovative desks in your organisation?

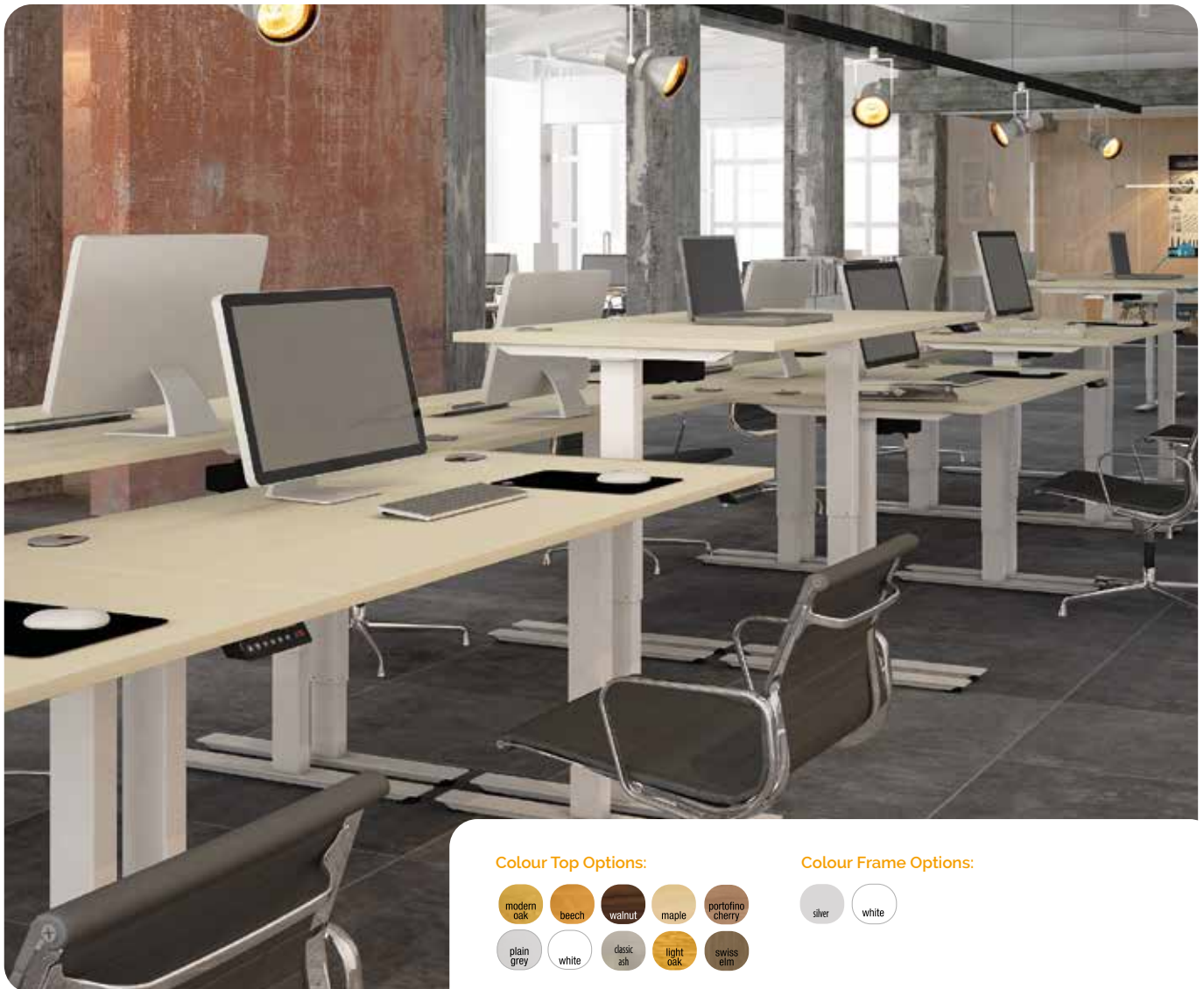
Below is a simple comparison chart that details our three **ELECTRIC HEIGHT ADJUSTABLE** ranges along with full specification of the main selling points.

	Volt	Aerial	Active
Positioning	Mid-Range	Mid-Range	Budget
Warranty	5 years**	5 years**	5 years**
Available Shapes	Rectangular & Radial	Rectangular	Rectangular
Available Desk Depth	800mm	800mm	800mm
Frame Colour	Silver & White	Silver & White	Silver & White
Available Widths	1200-1800mm	1000-1800mm	1200 - 1800mm
Desktop Movement	30mm/second	38mm/second	25mm/second
Height Adjustment	705-1205mm	620-1270mm	630-1250mm

** 5 year guarantee on electric components.



Volt Height Adjustable



Colour Top Options:

- modern oak
- beech
- walnut
- maple
- portofino cherry
- plain grey
- white
- classic ash
- light oak
- swiss elm

Colour Frame Options:

- silver
- white

Volt Height Adjustable



Desktop movement speed of 30mm/s

Electric adjustability; Extremely competitive pricing; 25mm top with 2 x cable ports; Digital display showing height; Load capacity 80kg (minus top); 1200mm, 1400mm, 1600mm and 1800mm widths; Silver or White frame.

•705mm – 1205mm adjustability

800 Deep Volt Single

Code	Description	W x D (mm)	Price
VHA12	1200 Single	1200 x 800	€ 926
VHA14	1400 Single	1400 x 800	€ 982
VHA16	1600 Single	1600 x 800	€ 1032
VHA18	1800 Single	1800 x 800	€ 1090



Radial; Electric adjustability; Extremely competitive pricing; 25mm top with 3 x cable ports; Load capacity 80kg (minus top); 1200mm, 1400mm, 1600mm and 1800mm widths; Silver or White frame.

•705mm – 1205mm adjustability

800 Deep Volt Radial Single

Code	Description	W x D (mm)	Price
VJHA12	1200 Single	1200/1200 x 800/600	€ 1459
VJHA14	1400 Single	1400/1200 x 800/600	€ 1512
VJHA16	1600 Single	1600/1200 x 800/600	€ 1566
VJHA18	1800 Single	1800/1200 x 800/600	€ 1630

Volt Crank Height Adjustable



Crank handle adjustability; Extremely competitive pricing; 25mm top with 2 x cable ports; 1200mm, 1400mm, 1600mm and 1800mm widths; Silver or White frame.

•705mm – 1205mm adjustability

800 Deep Volt Single

Code	Description	W x D (mm)	Price
VCHA12	1200 Single	1200 x 800	€ 799
VCHA14	1400 Single	1400 x 800	€ 854
VCHA16	1600 Single	1600 x 800	€ 905
VCHA18	1800 Single	1800 x 800	€ 962



Aerial Height Adjustable



3 Stage Dual Motor LINAK Lifting Mechanism; Height Adjustment of 620-1270mm; 38mm/second desktop movement speed; 100kg Lifting Capacity (minus the top); 5 year guarantee on electric components, 10 years on frame/top; 25mm MFC desk tops with Twin Cable Ports; Standard Controller supplied

•620mm – 1270mm adjustability

800 Deep Aerial Desk

AHA10	1000 Single	1000 x 800	€ 1176
AHA12	1200 Single	1200 x 800	€ 1206
AHA14	1400 Single	1400 x 800	€ 1236
AHA16	1600 Single	1600 x 800	€ 1266
AHA18	1800 Single	1800 x 800	€ 1296

Colour Top Options:



Colour Frame Options:



“Aerial height adjustable desking has made office desk assembly quick and easy”

Electric Height Adjustable



The dual motor electric height adjustable sit-stand desk comes complete with an adjustable silver or white coated frame which has a maximum 100kg lifting capacity; Advanced controller (3 programme memory with LED display) Double Monitor; Sit/Stand time reminder; Fitted with cable portholes.

• Adjustable range: 630-1250 (mm) high

800 Deep Rectangular Desk

BEECH TOPS

WHITE TOPS

Code	W x D (mm)	Price	Code	W x D (mm)	Price
EDFS128B	1200 x 800	€ 750	EDFS128WH	1200 x 800	€ 750
EDFW128B	1200 x 800	€ 750	EDFW128WH	1200 x 800	€ 750
EDFS148B	1400 x 800	€ 770	EDFS148WH	1400 x 800	€ 770
EDFW148B	1400 x 800	€ 770	EDFW148WH	1400 x 800	€ 770
EDFS168B	1600 x 800	€ 790	EDFS168WH	1600 x 800	€ 790
EDFW168B	1600 x 800	€ 790	EDFW168WH	1600 x 800	€ 790
EDFS188B	1800 x 800	€ 810			
EDFW188B	1800 x 800	€ 810			



includes
cable
management


Colour Top Options:



Easy
to
Assemble



The reception desk is often the first impression your visitors/clients see. Our versatile reception concept has all you need from standalone units to complete modular solutions and with our reception design service we can take care of the planning for you.



RECEPTION COUNTERS

FEATURES & BENEFITS

- ✓ 10 year warranty.
- ✓ Available in 10 different finishes.
- ✓ 25mm tops.
- ✓ Wooden base units are fitted with a cable port.



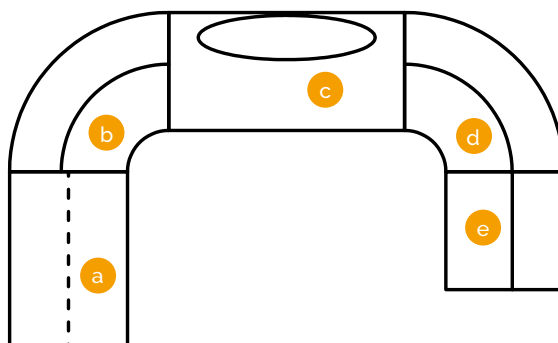
(Samples available on request)

OVERVIEW

All available in 10 colours, curved modular components are only available in 3 finishes, one of the options being powder coated metal.



- a 1600 disabled access base unit.
- b 90° corner base unit with a 90° large top box.
- c 1200 base unit with a glass shelf.
- d 90° large corner base unit with a 90° small top box.
- e 800 base unit with an 800 top box.



SAMPLE CONFIGURATION

All base unit tops are fitted with one cable port unless fitted with glass counter.

When ordering, please fax a plan view of your required configuration so we can supply recessed legs where needed.

Single Reception Desk



Modular reception counter with 25mm tops; wooden base units fitted with modesty panel, adjustable feet and one cable port. Curved modular components are available in metal and acrylic finishes P.O.A; available in 10 melamine colours.

Base Unit

• 740 (mm) high

Code	Dimensions (mm)	25mm
GRECB8	800 x 800	€ 460
GRECB12	1200 x 800	€ 499
GRECB16	1600 x 800	€ 555



90° Corner Base Unit - Small & Large

• 740 (mm) high

Code	Dimensions (mm)	25mm
GREC90BS	800 x 800	€ 915
GREC90BL	1080 x 1080	€ 985



Disabled Access Base Unit

• 740 (mm) high

Code	Dimensions (mm)	25mm
GRECB8DDA	800 x 800	€ 595
GRECB12DDA	1200 x 800	€ 625
GRECB16DDA	1600 x 800	€ 679



45° Base & Top Unit

• 740 (mm) high

Code	Dimensions (mm)	25mm
GRECB45	1837 x 922	€ 785
GRECTB45	1837 x 922	€ 529



Top Box

• 420 (mm) high

Code	Dimensions (mm)	25mm
GRECTB8	800 x 350	€ 275
GRECTB12	1200 x 350	€ 299
GRECTB16	1600 x 350	€ 350



90° Top Box - Large & Small

• 420 (mm) high

Code	Dimensions (mm)	25mm
GREC90TBL	1080 x 350	€ 560
GREC90TBS	800 x 350	€ 529



Kickplate

• 100 (mm) high, Stainless Steel

Code	Dimensions (mm)	25mm
KP45	45°	€ 215
KPS90	Small 90°	€ 209
KPL90	Large 90°	€ 215
KP6	600 Wide	€ 149
KP8	800 Wide	€ 155
KP10	1000 Wide	€ 160
KP12	1200 Wide	€ 173
KP14	1400 Wide	€ 179
KP16	1600 Wide	€ 190
KP18	1800 Wide	€ 203
KP20	2000 Wide	€ 215



J Reception Shaped Unit



J Shaped Reception Unit

Supplied flat-packed
Bow-fronted counter top
Please state left or right hand
(right hand shown)

Code	W x D x H (mm)	Band 1
GRECUNIT	2200 x 1475 x 1125	€ 2010



see Breakout
Seating section
for Series 1000

With these **Office Screens** you will find versatility, function and style, through a range of heights and widths that compliment any standard office. Freestanding, Linking and Desk Mounted (wave or straight) options create privacy, help to reduce noise and transform open plan offices without reducing natural light.

Floor Screens are an inexpensive solution to transform an open plan office into an efficient and stylish workplace.

Desk Mounted Screens improve privacy in open plan areas and help bring noise levels down.

All screens
are made
to order



OFFICE SCREENS


FEATURES & BENEFITS

- ✓ Covered by a 5 year warranty.
- ✓ Acoustic control with noted noise reduction.
- ✓ Available as linking and non-linking options.
- ✓ Straight or Wave desktop options.
- ✓ Freestanding or Linking Floor Screen options.



OVERVIEW

All screens are available as linking or non-linking, 32-35mm thick, pin-able, in a choice of silver or graphite PVC trim and are manufactured to order. **Desk Mounted Screen** lengths compliment standard desk tops but when a linking strip is added the exact dimensions must be specified as "screen creep" will occur. **Linking Screen** configurations that are not self supporting, metal feet **MUST** be used for added stability. All screens are manufactured in Ireland.



PVC Trim
choice of
Silver or
Graphite

MANUFACTURERS STANDARDS & CERTIFICATION

Screens made in IRELAND



*guaranteed
irish*



TESTED BY





Desk Top Screens



Every screen is supplied with 2 desk clamps to fit various desking range tops up to 50mm. Desk top screens can be manufactured with a linking option to create a 3 or 4 cluster and must be specified at time of ordering. When a linking strip is fitted, SCREEN CREEP will occur therefore EXACT SIZES MUST be specified.



2 DESK BRACKETS ARE SUPPLIED WITH EVERY SCREEN TO FIT VARIOUS DESK TOPS UP TO 50MM THICK.



RECTANGULAR - 320mm HIGH

Code	W x H (mm)	CARA	LUCIA
HD803	800 x 320	€ 168	€ 179
HD1003	1000 x 320	€ 173	€ 184
HD1203	1200 x 320	€ 179	€ 190
HD1503	1500 x 320	€ 184	€ 205
HD1603	1600 x 320	€ 190	€ 234
HD162503	1625 x 320	€ 202	€ 234
HD1803	1800 x 320	€ 212	€ 245

RECTANGULAR - 400mm HIGH

Code	W x H (mm)	CARA	LUCIA
HD804	800 x 400	€ 198	€ 205
HD1004	1000 x 400	€ 205	€ 216
HD1204	1200 x 400	€ 205	€ 216
HD1504	1500 x 400	€ 212	€ 226
HD1604	1600 x 400	€ 216	€ 231
HD162504	1625 x 400	€ 226	€ 255
HD1804	1800 x 400	€ 234	€ 270

RECTANGULAR - 500mm HIGH

Code	W x H (mm)	CARA	LUCIA
HD805	800 x 500	€ 179	€ 190
HD1005	1000 x 500	€ 184	€ 195
HD1205	1200 x 500	€ 190	€ 202
HD1505	1500 x 500	€ 195	€ 205
HD1605	1600 x 500	€ 202	€ 212
HD162505	1625 x 500	€ 205	€ 239
HD1805	1800 x 500	€ 216	€ 248

When ordering specify silver or graphite PVC trim.



HD1605 (320/500mm high)

WAVE - 320/500mm HIGH

Code	W x H (mm)	CARA	LUCIA
HW805	800 x 320/500	€ 212	€ 234
HW1005	1000 x 320/500	€ 216	€ 239
HW1205	1200 x 320/500	€ 222	€ 245
HW1505	1500 x 320/500	€ 225	€ 249
HW1605	1600 x 320/500	€ 234	€ 249
HW162505	1625 x 320/500	€ 239	€ 255
HW1805	1800 x 320/500	€ 249	€ 289

When ordering specify silver or graphite PVC trim.



Freestanding & Linking Floor Screens

Freestanding floor screens are supplied with 2 metal feet.
Linking screens are supplied with 2 adjustable feet and a two-way linking strip. For various other configurations 3 and 4 way linking strips are available; metal feet are required for added stability.



ORDERING INFORMATION please prefix size required with:
 'HS' for FREESTANDING floor screens 'HL' for LINKING floor screens



EVERY **FREESTANDING SCREEN**
 IS SUPPLIED WITH 2 METAL FEET



EVERY **LINKING FLOOR SCREEN** IS
 SUPPLIED WITH 2 ADJUSTABLE FEET.

For configurations that are not self supporting,
 metal feet MUST be used for added stability.



Metal feet in silver (SILFT) or graphite (GRFT) fitted to freestanding screens.

EXTRA METAL FEET:
 € 40 per pair

FLOOR SCREEN - 900mm HIGH

Code	W x H (mm)	CARA	LUCIA
HS/HL609	600 x 900	€ 166	€ 188
HS/HL809	800 x 900	€ 185	€ 216
HS/HL1009	1000 x 900	€ 202	€ 238
HS/HL1209	1200 x 900	€ 207	€ 242
HS/HL1409	1400 x 900	€ 215	€ 250
HS/HL1509	1500 x 900	€ 220	€ 260
HS/HL1609	1600 x 900	€ 225	€ 270
HS/HL1809	1800 x 900	€ 261	€ 321

FLOOR SCREEN - 1200mm HIGH

Code	W x H (mm)	CARA	LUCIA
HS/HL612	600 x 1200	€ 195	€ 225
HS/HL812	800 x 1200	€ 228	€ 255
HS/HL1012	1000 x 1200	€ 238	€ 278
HS/HL1212	1200 x 1200	€ 255	€ 304
HS/HL1412	1400 x 1200	€ 257	€ 309
HS/HL1512	1500 x 1200	€ 259	€ 315
HS/HL1612	1600 x 1200	€ 278	€ 325
HS/HL1812	1800 x 1200	€ 288	€ 354

FLOOR SCREEN - 1500mm HIGH

Code	W x H (mm)	CARA	LUCIA
HS/HL615	600 x 1500	€ 186	€ 217
HS/HL815	800 x 1500	€ 210	€ 242
HS/HL1015	1000 x 1500	€ 227	€ 263
HS/HL1215	1200 x 1500	€ 239	€ 278
HS/HL1415	1400 x 1500	€ 254	€ 305
HS/HL1515	1500 x 1500	€ 262	€ 315
HS/HL1615	1600 x 1500	€ 263	€ 316
HS/HL1815	1800 x 1500	€ 277	€ 341

FLOOR SCREEN - 1600mm HIGH

Code	W x H (mm)	CARA	LUCIA
HS/HL616	600 x 1600	€ 212	€ 249
HS/HL816	800 x 1600	€ 245	€ 282
HS/HL1016	1000 x 1600	€ 250	€ 293
HS/HL1216	1200 x 1600	€ 270	€ 325
HS/HL1416	1400 x 1600	€ 282	€ 336
HS/HL1516	1500 x 1600	€ 293	€ 346
HS/HL1616	1600 x 1600	€ 299	€ 354
HS/HL1816	1800 x 1600	€ 310	€ 364

FLOOR SCREEN - 1800mm HIGH

Code	W x H (mm)	CARA	LUCIA
HS/HL618	600 x 1800	€ 225	€ 268
HS/HL818	800 x 1800	€ 278	€ 336
HS/HL1018	1000 x 1800	€ 288	€ 359
HS/HL1218	1200 x 1800	€ 293	€ 369
HS/HL1418	1400 x 1800	€ 305	€ 385
HS/HL1518	1500 x 1800	€ 310	€ 385
HS/HL1618	1600 x 1800	€ 314	€ 390

1800 x 1800 screens not available due to fabric width.





SCREEN FABRICS - CARA

Cara is a plain weave panel fabric available in a wide selection of colours for desk screens, wallsides and pin boards.



Due to the limitations of the printing process colours may not be 100% accurate, please request samples.

Lucia is a synthetic panel fabric. It's manufactured from 100% recycled polyester saving virgin raw materials and for a reduced environmental footprint.

SCREEN FABRICS - LUCIA



LUCIA: Paseo YB019



LUCIA: Aruba YB093



LUCIA: Buru YB170



LUCIA: Oyster YB107



LUCIA: Montserrat YB011



LUCIA: Costa YB026



LUCIA: Tequila YB038



LUCIA: Slip YB094



LUCIA: Rum YB086



LUCIA: Steel YB095



LUCIA: Ocean YB100



LUCIA: Scuba YB089




LUCIA: Martinique YB004




LUCIA: Bluebell YB097



LUCIA: Tarot YB090



LUCIA: Bridgetown YB102



LUCIA: Marianna YB157



LUCIA: Belize YB105



LUCIA: Lobster YB087




LUCIA: Solano YB088



LUCIA: Calypso YB106



LUCIA: Madura YB156



LUCIA: Adoba YB165



LUCIA: Sandstorm YB302



LUCIA: Campeche YB301



LUCIA: Havana YB009




LUCIA: Sombrero YB046



LUCIA: Windjammer YB047



LUCIA: Apple YB096



LUCIA: Blizzard YB108

Due to the limitations of the printing process colours may not be 100% accurate, please request samples.

The Frameless Acrylic Screen dividers are ideal for use in reception areas and offices, providing a protective barrier between employees and the public and help to create safer, more hygiene workplaces where people can carry on with their work activities safely.



SAFEGUARD ACRYLIC SCREENS

FEATURES & BENEFITS

- ✓ Covered by a 5 year warranty.
- ✓ 5mm thick acrylic.
- ✓ Universal fit for desk screens ≈ D30mm
- ✓ Straight or Freestanding options.

OVERVIEW

The Safeguard range is available in various heights and widths, made to measure is also an option. Every screen can be easily attached using various brackets. The clear acrylic is easily wiped clean for hygienic purposes.

The screens are manufactured from a 5mm thick acrylic with rounded corners for a professional safe finish. Adjustable mounting brackets are available to fit desks and counters.





Clear Acrylic Guards



ACRYLIC FRAMELESS GUARD WITH WINDOW FOR DESKS AND COUNTERS

STANDARD SPECIFICATION

- 5mm thick acrylic.
- Freestanding design.
- W400 x H200 mm window as standard or cut to custom size on request.

INFORMATION

- Other sizes are available.
- Top corners have a small radius for safety.



CLEAR ACRYLIC GUARD - 200mm DEEP

Code	W x H (mm)	Price
AG/608	800 x 600	€ 380
AG/6010	1000 x 600	€ 415
AG/6012	1200 x 600	€ 450

CLEAR ACRYLIC GUARD - 200mm DEEP

Code	W x H (mm)	Price
AG/708	800 x 700	€ 415
AG/7010	1000 x 700	€ 450
AG/7012	1200 x 700	€ 484

CLEAR ACRYLIC GUARD - 200mm DEEP

Code	W x H (mm)	Price
AG/808	800 x 800	€ 784
AG/8010	1000 x 800	€ 440
AG/8012	1200 x 800	€ 553

Acrylic Extension Screens



FRAMELESS ACRYLIC ADD-ON SCREEN EXTENSIONS

STANDARD SPECIFICATION

- 5mm thick acrylic.
- Universal fit for desk screens = D30mm
- Supplied with acrylic standard clamp brackets unless extension brackets are requested

INFORMATION

- Any size available.
- Top corners have a small radius for safety.



CLEAR ACRYLIC EXTENSION SCREENS - 300mm HIGH

Code	W x H (mm)	Price
AES/308	800 x 300	€ 215
AES/3010	1000 x 300	€ 260
AES/3012	1200 x 300	€ 290
AES/3014	1400 x 300	€ 300
AES/3016	1600 x 300	€ 320
AES/3018	1800 x 300	€ 345



CLEAR ACRYLIC EXTENSION SCREENS - 400mm HIGH

Code	W x H (mm)	Price
AES/408	800 x 400	€ 235
AES/4010	1000 x 400	€ 275
AES/4012	1200 x 400	€ 305
AES/4014	1400 x 400	€ 315
AES/4016	1600 x 400	€ 335
AES/4018	1800 x 400	€ 360

Brackets



Code	DESCRIPTION	Price
DC	Acrylic dome	€ 35



Code	DESCRIPTION	Price
BC	Acrylic bench	€ 35



Code	DESCRIPTION	Price
SC	Acrylic standard clamp	€ 35



Code	DESCRIPTION	Price
FC	Edge fix bracket	€ 35



Code	DESCRIPTION	Price
EBC	Edge bracket	€ 35



Code	DESCRIPTION	Price
EXC	Extension bracket	€ 35

Framed Acrylic Desk Mount Brackets



Code	DESCRIPTION	Price
DB11	25mm edge fix on-desk bracket	€ 35

The **Steel Filing & Storage** range is available in a choice of 10 colours. Comprising of filing cabinets, cupboards, tambour units, security cupboards and filing cabinets, lockers, mobile pedestals, tower units, mobile storage and side filing cabinets. This steel range comprises of quality, practicality and good aesthetics.





STEEL FILING & STORAGE

FEATURES & BENEFITS

- ✓ Covered by a 5 or 10 year warranty.
- ✓ 10 different colour options.
- ✓ Full range of internal storage accessories.



*RAL NUMBERS

OVERVIEW

All steel products are designed and manufactured to meet Irish standards for today's business industry. Competitive prices and high quality are the trade marks of this storage range. All products are manufactured using the latest production techniques and machinery, superior steel and parts for strength and durability. All products are assembled in Ireland.

SYMBOL DESCRIPTION



Suspension Filing



100% Opening Drawer



Drawer Capacity



Anti-Tilt



Lateral Filing



Locking

MANUFACTURERS STANDARDS & CERTIFICATION

Steel assembled in IRELAND



GO Filing Cabinets have been tested to:
BS EN 14073:2004 Parts 2-3
& BS EN 14074:2004



GO Double Door Cupboards have been tested to:
BS EN 14073:2004 Parts 2-3
& BS EN 14074:2004



GO Side Opening Tambour Units have been tested to:
BS EN 14073:2004 Parts 2-3
& BS EN 14074:2004



Mainline Filing Cabinets


Swan neck grip handle; Locking with 2 keys (Master Series); Each drawer has high sides for additional strength; Fitted with smooth action suspension slides; Anti-tilt device is fitted as standard; 100% drawer opening for maximum filing.



Code	Description	H x W x D (mm)	Price
AM2	2 Drawer Filing Cabinet	705 x 460 x 620	€ 206
AM3	3 Drawer Filing Cabinet	1016 x 460 x 620	€ 217
AM4	4 Drawer Filing Cabinet	1321 x 460 x 620	€ 230



compressor plate
to divide drawer
(AMCP)
€ 10


Coloured Mainline Filing Cabinets


Swan neck grip handle; Locking with 2 keys (Master Series); Each drawer has high sides for additional strength; Fitted with smooth action suspension slides; Anti-tilt device is fitted as standard; 100% drawer opening for maximum filing.



Code	Description	H x W x D (mm)	Price
AM2	2 Drawer Filing Cabinet	705 x 460 x 620	€ 217
AM4	4 Drawer Filing Cabinet	1321 x 460 x 620	€ 250



Contract Double Door Cupboards



Fitted with two point locking system; Twist handle lock and 2 keys (Master Series); Standard shelves included; Complete range of internal fitments available. See page 57



Code	Description	H x W x D (mm)	Price
AC40DD1	Double Door Cupboard - 1 Shelf	1016 x 914 x 457	€ 278
AC72DD3*	Double Door Cupboard - 3 Shelves	1829 x 914 x 457	€ 305
AC82DD4**	Double Door Cupboard - 4 Shelves	2083 x 914 x 457	€ 445



*Also available in Black **Only available in Grey

WARNING

Roll out fitments should always be fitted in the bottom half of units. Anti-tilt brackets **MUST** be used when fitting two or more roll out fitments.

Contract Filing Cabinets



Recess handle and label holder; Accommodates foolscap suspended filing; Each drawer has high sides for additional strength; Locking with 2 keys (Master Series); Anti-tilt device is fitted as standard.



Code	Description	H x W x D (mm)	Price
AC2	2 Drawer Filing Cabinet	730 x 460 x 620	€ 185
AC3	3 Drawer Filing Cabinet	1024 x 460 x 620	€ 195
AC4	4 Drawer Filing Cabinet	1321 x 460 x 620	€ 206

Contract Slimline
Double Door Cupboard

Fitted with a two point locking system handle lock and 2 keys (Master Series); Complete with 3 AZ Dual Purpose Shelves as standard. Allows hanging for 330mm Lateral Filing Pockets underneath plus storage.



Code	Description	H x W x D (mm)	Price
AZ4DD1	Double Door Cupboard - 1 Shelves	1016 x 914 x 381	€ XXX
AZ7DD3	Double Door Cupboard - 3 Shelves	1829 x 914 x 381	€ 282



AZLFZ: dual purpose shelf



Side Filing Cabinets



Swan neck grip handle; Locking with 2 keys (Master Series); Each drawer has high sides for additional strength; Two cross bars in each drawer to facilitate A4 or foolscap filing; 100% drawer opening for maximum filing space; Anti-tilt device is fitted as standard.



Code	Description	H x W x D (mm)	Price
AMSD208	2 Drawer Side Filing Cabinet	705 x 800 x 470	€ 532
AMSD308	3 Drawer Side Filing Cabinet	1016 x 800 x 470	€ 717
AMSD408	4 Drawer Side Filing Cabinet	1320 x 800 x 470	€ 739
AMSD210*	2 Drawer Side Filing Cabinet	705 x 1000 x 470	€ 717
AMSD310*	3 Drawer Side Filing Cabinet	1016 x 1000 x 470	€ 739
AMSD410*	4 Drawer Side Filing Cabinet	1320 x 1000 x 470	€ 805

*Not available in Grey



Mobile Pedestals



Side finger pull drawer; Anti-tilt locking device is fitted to all drawers; Fitted with black castors; Fifth wheel provides additional anti-tilt protection; 2 Box drawers and 1 filing drawer; Filing Drawer accepts A4 or Foolscap suspension files; Pen Tray in top drawer; Fitted with lock and 2 keys Master Series.



Code	Description	H x W x D (mm)	Price
BV30Z	3 Drawer Mobile Pedestal	600 x 300 x 500	€ 219
BV40Z	3 Drawer Mobile Pedestal	600 x 390 x 500	€ 219



Finger pull drawer & locking

Pen tray

All prices exclude VAT

Individual Locking Filing Cabinet




Swan neck grip handle; Full size steel dividing sheet between each drawer to prevent access if a drawer is removed; Each drawer has individual lock with 2 keys (Master Series); Anti-tilt device fitted as standard; High sides for additional strength; 100% drawer opening for maximum filing.



Code	Description	H x W x D (mm)	Price
AMIL4	4 Drawer Security Filing Cabinet	1321 x 460 x 620	€ 456



steel dividing sheet



Security Double Door Cupboard



Fitted with two point locking system; Twist handle lock and 2 keys (Master Series); Steel hinged lock cover; Supplied EMPTY; Full range of internal fittings available SEE PAGE 57.



Code	Description	H x W x D (mm)	Price
ACSC72	Double Door Security Cupboard	1829 x 914 x 457	€ 359



steel hinged lock cover
(Open)



padlock not supplied
(Closed)



Security Filing Cabinets



Swan neck grip handle; Locking with 2 keys (Master Series); Anti-tilt device fitted as standard; Fitted with full length steel bar lock cover; High sides for additional strength; 100% drawer opening for maximum filing.



Code	Description	H x W x D (mm)	Price
AMSFC2	2 Drawer Security Filing Cabinet	705 x 460 x 620	€ 304
AMSFC4	4 Drawer Security Filing Cabinet	1321 x 460 x 620	€ 370



padlock not supplied





SIDE OPENING TAMBOUR UNITS

Side Opening Tambour Units



Finger grip handles; Two point locking 2 keys (Master Series); Full length magnetic slam rails; Supplied EMPTY; Full range of internal fitments available SEE PAGE 57



Code	Description	H x W x D (mm)	Price
AM28SOT*	Desk High Side Opening Tambour Unit	695 x 800 x 486	€ 495
AMEC28SOT**	Desk High Side Opening Tambour Unit	695 x 1000 x 486	€ 576
AM40SOT	Low Side Opening Tambour Unit	1016 x 1000 x 486	€ 576
AM60SOT**	Medium Side Opening Tambour Unit	1524 x 1000 x 486	€ 542
AM78SOT	High Side Opening Tambour Unit	1981 x 1000 x 486	€ 570
AM82SOT**	High Side Opening Tambour Unit	2083 x 1000 x 486	€ 789



*Available in Grey, Silver and White ONLY
 **Available in Grey ONLY

Coloured SIDE OPENING TAMBOUR UNITS



Finger grip handles; Two point locking 2 keys (Master Series); Full length magnetic slam rails; Supplied Empty; Full range of internal fitments available. SEE PAGE 57



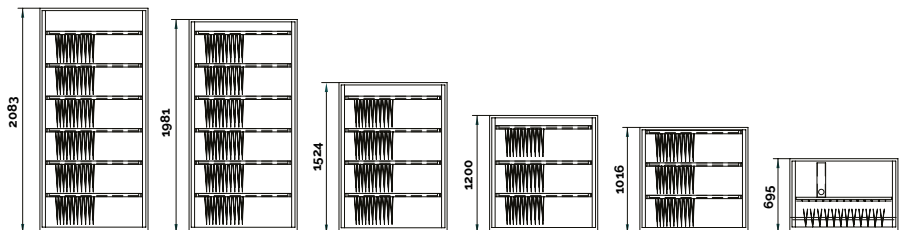
Code	Description	H x W x D (mm)	Price
AM40SOT	Low Side Opening Tambour Unit	1016 x 1000 x 486	€ 532
AM47SOT**	Low Side Opening Tambour Unit	1200 x 1000 x 486	€ 542
AM78SOT	High Side Opening Tambour Unit	1981 x 1000 x 486	€ 569

**Available in White ONLY



WARNING

Roll out fitments should always be fitted in the bottom half of units. Anti-tilt brackets **MUST** be used when fitting two or more roll out fitments.



CAPACITY: LATERAL FILING



Discreet track



Adjustable height lever

All prices exclude VAT

CUPBOARD & TAMBOUR INTERNAL FITMENTS



Code	Colour	Price
AMS36	grey, cream, white	€ 29
AM800	grey	€ 24

STANDARD SHELF

(maximum load 45kg)
AM800 for AM28SOT only.



Code	Colour	Price
AMLFS	grey	€ 44
AMLFS33	grey	€ 49

DUAL PURPOSE SHELF

Hanging pockets AMLFS, 27cm
and AMLFS33, 33cm pockets.



Code	Colour	Price
AML36	grey	€ 39

LATERAL FILING FRAME

Overall pocket height +13mm.



Code	Colour	Price
AMHD36	grey	€ 33

HEAVY DUTY SHELF

(maximum load 64kg).



Code	Colour	Price
AMWS36	grey	€ 55

WARDROBE SHELF

Fitted with a coat rail.



Code	Colour	Price
AMCOMP	grey	€ 239

COMPARTMENT SHELF

Filing shelf fitted with 16 A4 compartments.



Code	Colour	Price
AMSF36	grey	€ 49
AMVD7 (PK5)	grey	€ 37

SLOTTED SHELF & 7" VERTICAL DIVIDER

Slotted shelf to take AMD7D 7" vertical dividers
(sold separately). Maximum load 45kg.



Code	Colour	Price
AMVD9	grey	€ 30

9" DIVIDER

For use with AMS36 and AMHD36.
(maximum load 45kg).



Code	Colour	Price
AMPORS	grey	€ 118

PULL OUT FILING SHELF

(maximum load 45kg).



Code	Colour	Price
AMROF	grey	€ 136

ROLL OUT FILING FRAME

(Bracket required)
Takes foolscap or A4 filing pockets.



Code	Colour	Price
AMROT	grey	€ 120

ROLL OUT TRAY

(Bracket required)
(maximum load 45kg)



Code	Colour	Price
AMB	black	€ 37
AMAT2	black	€ 99
AMAT3	black	€ 110

ANTI-TILT BRACKETS

AMB Single Bracket, AMAT2 Anti-tilt for 2 roll
out fittings, AMAT3 Anti-tilt for 3 roll out
fittings. **AMB brackets must be used when
more than one roll out fitting is fitted.**

WARNING

When **one Roll out fitting** is required an AMB Bracket **MUST** be used.
Roll out fittings should always be fitted in the bottom half of units.
Anti-tilt brackets **MUST** be used when fitting two or more roll out fittings.



Office Locker



Mail slot on each door; Each compartment fitted with an adjustable shelf; Name holder on each door; Fitted with soft closing hinges; Each compartment locking with 2 keys
 • INTERNAL SIZES: 425H x 375W x 460D(mm)



Code	Description	H x W x D (mm)	Price
BOM0680	6 Door Office Locker	1375 x 800 x 486	€ 665



Double Door Janitor Cupboard



Fitted with a two point locking system; Full length door stiffeners for extra strength; Supplied with one top shelf, 3 side shelves and a centre partition fitted with a wardrobe rail; Fitted with a twist handle lock and 2 keys Master Series; Cupboard is supplied complete.



Code	Description	H x W x D (mm)	Price
AY718J	Double Door Janitor Cupboard	1829 x 914 x 457	€ 402



'Z' Locker



Two 'Z' doors with ventilation perforation holes; Name holder fitted on every door; Full length door stiffener on every door; Each compartment is fitted with a coat rail; Fitted with a camlock and 2 keys Master Series; Butterfly locks can be fitted as an option.



Code	Description	H x W x D (mm)	Price
L2DZ	Double Door Z Locker	1829 x 380 x 457	€ 279



Door vent



Cam lock

Butterfly Lock
(padlock not supplied)

Lockers

Fitted with a camlock and 2 keys (master series); Camlock slots into the door frame for extra security. Full length door stiffener is fitted to every locker. Door vents standard on single and 2 door lockers. Butterfly lock fitted on request. Single and triple sloping tops available on 457mm lockers and single sloping tops available on 305mm lockers, preventing items being stored on top P.O.A.



Code	Description	H x W x D (mm)	Price
L1D7022	1 Door Locker	1778 x 305 x 305	€ 164
L1D7028	1 Door Locker	1778 x 305 x 457	€ 174
L2D7022	2 Door Locker	1778 x 305 x 305	€ 195
L2D7028	2 Door Locker	1778 x 305 x 457	€ 202
L3D7028	3 Door Locker	1778 x 305 x 457	€ 206
L4D7022	4 Door Locker	1778 x 305 x 305	€ 210
L4D7028	4 Door Locker	1778 x 305 x 457	€ 229
L6D7028	6 Door Locker	1778 x 305 x 457	€ 256



Door stiffener



Cam lock

Butterfly Lock
(padlock not supplied)Combination lock
(2800) € 55Digital combination lock
(3780) € 102

Specialised Lockers

Clean & Dirty lockers are fitted with a camlock and 2 keys (master series); Camlock slots into the door frame for extra security; Full length door stiffener is fitted to every locker; Complete with door vent perforations; With a top shelf and centre partition to keep clean garments and soiled work clothes separate; Butterfly lock fitted on request.



LCD7088



LJ7088

Code	Description	H x W x D (mm)	Price
LCD7088	Clean & Dirty Locker	1778 x 457 x 457	€ 282



Janitor lockers are fitted with a camlock and 2 keys (master series); Camlock slots into the door frame for extra security; Complete with door vent perforations; Full length door stiffener is fitted to every locker; One top shelf, 3 side shelves and a centre partition for storage of mops, buckets, brushes and cleaning materials; Butterfly lock fitted on request.

Code	Description	H x W x D (mm)	Price
LJ7088	Janitor Locker	1778 x 457 x 457	€ 289

Butterfly Lock
(padlock not supplied)

All prices exclude VAT

The **Acoustic Pod** range is packed with the latest technology and addresses the need for privacy within the work place, offering maximum focus and minimal distraction and is functional when the need for extra internal rooms is required.



ACOUSTIC PODS

FEATURES & BENEFITS

- ✓ 5 year warranty.
- ✓ Motion Sensor.
- ✓ Ventilation Fan.
- ✓ AH Meyer Power RJ45 Data Point and USB Charging.



white

OVERVIEW

The Go Acoustic Pod range was designed to address two core issues relating to open plan environments. Firstly, the need for acoustic privacy and secondly, the need for internal rooms within the work space.

Each Pod is highly ergonomic and functional, packed with the latest technology when you need to stay connected.

SOLO



Single Person Pod

FOCUS



Single Privacy Pod

CONNECT



Dual Person Pod

ENGAGE



Meeting Pod

DESIGNED TO FIT:

OPEN PLAN OFFICES • RECEPTION HALLS • EXHIBITION CENTRES
BREAKOUT AREAS • CAFETERIAS • AIRPORTS • LIBRARIES
FACTORY FLOORS • SHOPPING MALLS • EDUCATIONAL FACILITIES



SOLO
Acoustic Pod

POA



Stool not Included

Fitted with a work top, power supply and computer connections, the **SOLO** Pod is a perfectly silent working space.

SOLO Carcass Colour



White
(other colours available)



Laminated Worktop




Motion Sensor



LED Light



Laminated Glass & Dorma Handles



Ventilation Access



AH Meyer Power & USB Charging

FOCUS
Acoustic Pod



Seat not Included

When you need to work in absolute privacy, the **FOCUS** Pod is comfortable and soundproof for one person.

FOCUS Carcass Colour



White
(other colours available)



Laminated Worktop




Motion Sensor



LED Strip Lighting



Laminated Glass &
Dorma Locksets



Ventilation Access



AH Meyer Power
& RJ45 Data Point



CONNECT
Acoustic Pod



Working Table & 2 Bench Seats




Motion Sensor



LED Light




Laminated Glass & Dorma Handles



Ventilation Access



AH Meyer Power & USB Charging fitted to table top




CONNECT Carcass Colour



White
(other colours available)

The **CONNECT** Pod is fitted with a working table, upholstered bench seating, power outlets and computer connections and will seat two to four people comfortably. Ideal for phone calls, video conferences and meetings all in a soundproof working space.

ENGAGE
Acoustic Pod



Ventilation Fans



LED Strip Lighting



Laminated Glass & Dorma Handles



Motion Sensor



Wireless Dimmer



Power socket, USB and data outlets can be placed at various wall points



Tempered Glass Whiteboard (optional extra)



Working Table (Optional Extra)



Seats & Table Not Included

Fitted with a 2m table, the **ENGAGE** Pod is large enough to be converted into a breakout area and furnished with soft seating, coffee tables and plants, creating a comfortable working environment.

ENGAGE
Carcass Colour



White (other colours available)

Boardroom & Meeting Tables should reflect the success of your company, therefore it is vital you create a sophisticated image. It is here you present to your customers, make key decisions and negotiate with suppliers. You will find in this section tables that offer you the ultimate choice of shapes, leg styles and finishes with matching chairs for comfort and style.



BOARDROOM & MEETING TABLES

FEATURES & BENEFITS

- ✓ 10 year warranty.
- ✓ Available in 16 different finishes.
- ✓ 25mm tops.
- ✓ Boardroom tables available in a choice of 4 top shapes and 7 leg frames.
- ✓ OPTION: centre top power access.



OVERVIEW


With 7 leg options and with a choice of four table tops, these boardroom tables along with meeting table options are perfect solutions to any boardroom or meeting area. The choice of 16 different wood finishes facilitates the creation of the perfect palette for contemporary office interiors.

Boardroom & Meeting Table Top Shapes

Boardroom & Meeting Table Legs



Rectangular




Oval



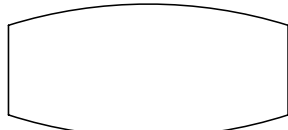
'A' Frame



Arrow Head



'D' End



Boat Shape



Flip top power access option.
P.O.A



Arrowhead Rectangular Boardroom Table



Code	H x W x D (mm)	Grain	Band 1	Band 2	Band 3
ARBT20	2000 x 1200 x 740	L-R	€ 660	€ 706	€ 806
ARBT24	2400 x 1200 x 740	L-R	€ 788	€ 833	€ 955
ARBT26	2600 x 1200 x 740	L-R	€ 921	€ 971	€ 1105
ARBT28*	2800 x 1200 x 740	L-R	€ 991	€ 1045	€ 1190
ARBT30*	3000 x 1200 x 740	L-R	€ 1059	€ 1045	€ 1190
ARBT32*	3200 x 1200 x 740	L-R	€ 1155	€ 1220	€ 1380
ARBT34*	3400 x 1200 x 740	L-R	€ 1255	€ 1325	€ 1490
ARBT36*	3600 x 1200 x 740	L-R	€ 1351	€ 1425	€ 1601
ARBT38*	3800 x 1200 x 740	L-R	€ 1628	€ 1701	€ 1890
ARBT40*	4000 x 1200 x 740	L-R	€ 1747	€ 1827	€ 2024

25mm top

Arrowhead Shaped Boardroom Table



'O'
Oval

'D'
D End

'BS'
Boat Shaped

Code	H x W x D (mm)	Grain	Band 1	Band 2	Band 3
A_BT20	2000 x 1200 x 740	L-R	€ 787	€ 825	€ 925
A_BT24	2400 x 1200 x 740	L-R	€ 906	€ 956	€ 1075
A_BT26	2600 x 1200 x 740	L-R	€ 1040	€ 1095	€ 1221
A_BT28*	2800 x 1200 x 740	L-R	€ 1232	€ 1286	€ 1428
A_BT30*	3000 x 1200 x 740	L-R	€ 1301	€ 1360	€ 1509
A_BT32*	3200 x 1200 x 740	L-R	€ 1395	€ 2835	€ 1620
A_BT34*	3400 x 1200 x 740	L-R	€ 1498	€ 1566	€ 1732
A_BT36*	3600 x 1200 x 740	L-R	€ 1595	€ 1666	€ 1845
A_BT38*	3800 x 1200 x 740	L-R	€ 1870	€ 1943	€ 2135
A_BT40*	4000 x 1200 x 740	L-R	€ 1990	€ 2070	€ 2265

25mm top

Choice of Oval, D End or Boat Shaped - please insert top shape letter into code

Note: 2800mm, 3000mm, 3200mm & 3400mm tables will be supplied with 2 tops, 1 leg frame & 2 supporting bars. 3600mm - 4000mm tables will be supplied with 2 tops, 2 leg frames and 2 pairs of fish plates.

* Standard 2 pieces. Grain on two-piece tables may not line up.



Roma Lorenzo Rectangular Boardroom Table



Code	H x W x D (mm)	Grain	Band 1	Band 2	Band 3
RLRBT20	2000 x 1200 x 740	L-R	€ 1021	€ 1063	€ 1182
RLRBT24	2400 x 1200 x 740	L-R	€ 1160	€ 1210	€ 1335
RLRBT26	2600 x 1200 x 740	L-R	€ 1290	€ 1344	€ 1475
RLRBT28*	2800 x 1200 x 740	L-R	€ 1352	€ 1409	€ 1555
RLRBT30*	3000 x 1200 x 740	L-R	€ 1416	€ 1478	€ 1632
RLRBT32*	3200 x 1200 x 740	L-R	€ 1548	€ 1612	€ 1780
RLRBT34*	3400 x 1200 x 740	L-R	€ 1678	€ 1751	€ 1847
RLRBT36*	3600 x 1200 x 740	L-R	€ 1805	€ 1878	€ 2062
RLRBT38*	3800 x 1200 x 740	L-R	€ 1992	€ 2070	€ 2180
RLRBT40*	4000 x 1200 x 740	L-R	€ 2175	€ 2260	€ 2461

25mm top

Roma Lorenzo Shaped Boardroom Table



'O'
Oval

'D'
D End

BS'
Boat Shaped

Code	H x W x D (mm)	Grain	Band 1	Band 2	Band 3
RL_BT20	2000 x 1200 x 740	L-R	€ 1282	€ 1325	€ 1428
RL_BT24	2400 x 1200 x 740	L-R	€ 1344	€ 1395	€ 1516
RL_BT26	2600 x 1200 x 740	L-R	€ 1505	€ 1560	€ 1693
RL_BT28*	2800 x 1200 x 740	L-R	€ 1582	€ 1644	€ 1786
RL_BT30*	3000 x 1200 x 740	L-R	€ 1662	€ 1724	€ 1878
RL_BT32*	3200 x 1200 x 740	L-R	€ 1824	€ 1889	€ 2054
RL_BT34*	3400 x 1200 x 740	L-R	€ 1982	€ 2054	€ 2228
RL_BT36*	3600 x 1200 x 740	L-R	€ 2138	€ 2215	€ 2400
RL_BT38*	3800 x 1200 x 740	L-R	€ 2360	€ 2380	€ 2573
RL_BT40*	4000 x 1200 x 740	L-R	€ 2572	€ 2654	€ 2857

25mm top

Choice of Oval, D End or Boat Shaped - please insert top shape letter into code

Note: 2800mm, 3000mm, 3200mm & 3400mm tables will be supplied with 2 tops, 1 leg frame & 2 supporting bars. 3600mm - 4000mm tables will be supplied with 2 tops, 2 leg frames and 2 pairs of fish plates.

* Standard 2 pieces. Grain on two-piece tables may not line up.



Panel End Rectangular Boardroom Table



Code	H x W x D (mm)	Grain	Band 1	Band 2	Band 3
PRBT20	2000 x 1200 x 740	L-R	€ 666	€ 710	€ 810
PRBT24	2400 x 1200 x 740	L-R	€ 790	€ 840	€ 960
PRBT26	2600 x 1200 x 740	L-R	€ 925	€ 975	€ 1110
PRBT28*	2800 x 1200 x 740	L-R	€ 990	€ 1045	€ 1190
PRBT30*	3000 x 1200 x 740	L-R	€ 1060	€ 1120	€ 1270
PRBT32*	3200 x 1200 x 740	L-R	€ 1160	€ 1220	€ 1380
PRBT34*	3400 x 1200 x 740	L-R	€ 1255	€ 1325	€ 1495
PRBT36*	3600 x 1200 x 740	L-R	€ 1355	€ 1425	€ 1605
PRBT38*	3800 x 1200 x 740	L-R	€ 1628	€ 1705	€ 1895
PRBT40*	4000 x 1200 x 740	L-R	€ 1710	€ 1830	€ 2025

25mm top

Panel End Shaped Boardroom Table



'O'
Oval

'D'
D End

BS'
Boat Shaped

Code	H x W x D (mm)	Grain	Band 1	Band 2	Band 3
P_BT20	2000 x 1200 x 740	L-R	€ 790	€ 990	€ 1075
P_BT24	2400 x 1200 x 740	L-R	€ 910	€ 1060	€ 1162
P_BT26	2600 x 1200 x 740	L-R	€ 1040	€ 1242	€ 1352
P_BT28*	2800 x 1200 x 740	L-R	€ 1235	€ 1334	€ 1454
P_BT30*	3000 x 1200 x 740	L-R	€ 1305	€ 1427	€ 1555
P_BT32*	3200 x 1200 x 740	L-R	€ 1395	€ 1541	€ 1679
P_BT34*	3400 x 1200 x 740	L-R	€ 1588	€ 1646	€ 1790
P_BT36*	3600 x 1200 x 740	L-R	€ 1714	€ 1775	€ 1930
P_BT38*	3800 x 1200 x 740	L-R	€ 2008	€ 2072	€ 2236
P_BT40*	4000 x 1200 x 740	L-R	€ 2095	€ 2164	€ 2335

25mm top

Choice of Oval, D End or Boat Shaped - please insert top shape letter into code

Note: 2800mm, 3000mm, 3200mm & 3400mm tables will be supplied with 2 tops, 1 leg frame & 2 supporting bars.
3600mm - 4000mm tables will be supplied with 2 tops, 2 leg frames and 2 pairs of fish plates.

* Standard 2 pieces. Grain on two-piece tables may not line up.



Force Rectangular Boardroom Table



Code	H x W x D (mm)	Grain	Band 1	Band 2	Band 3
FRBT20	2000 x 1200 x 740	L-R	€ 1325	€ 1365	€ 1465
FRBT24	2400 x 1200 x 740	L-R	€ 1650	€ 1695	€ 1810
FRBT26	2600 x 1200 x 740	L-R	€ 2000	€ 2060	€ 2185
FRBT28*	2800 x 1200 x 740	L-R	€ 2185	€ 2240	€ 2380
FRBT30*	3000 x 1200 x 740	L-R	€ 2370	€ 2430	€ 2580
FRBT32*	3200 x 1200 x 740	L-R	€ 2620	€ 2690	€ 2850
FRBT34*	3400 x 1200 x 740	L-R	€ 2895	€ 2960	€ 3136
FRBT36*	3600 x 1200 x 740	L-R	€ 3155	€ 3225	€ 3406
FRBT38*	3800 x 1200 x 740	L-R	€ 3885	€ 3960	€ 4145
FRBT40*	4000 x 1200 x 740	L-R	€ 4195	€ 4280	€ 4475

25mm top - 4 week lead time

Force Shaped Boardroom Table



'O'
Oval

'D'
D End

BS'
Boat Shaped

Code	H x W x D (mm)	Grain	Band 1	Band 2	Band 3
F_BT20	2000 x 1200 x 740	L-R	€ 1440	€ 1480	€ 1580
F_BT24	2400 x 1200 x 740	L-R	€ 1765	€ 1815	€ 1935
F_BT26	2600 x 1200 x 740	L-R	€ 2125	€ 2180	€ 2305
F_BT28*	2800 x 1200 x 740	L-R	€ 2430	€ 2485	€ 2625
F_BT30*	3000 x 1200 x 740	L-R	€ 2610	€ 2675	€ 2820
F_BT32*	3200 x 1200 x 740	L-R	€ 2865	€ 2930	€ 3090
F_BT34*	3400 x 1200 x 740	L-R	€ 3135	€ 3198	€ 3370
F_BT36*	3600 x 1200 x 740	L-R	€ 3395	€ 3465	€ 3645
F_BT38*	3800 x 1200 x 740	L-R	€ 4120	€ 4200	€ 4390
F_BT40*	4000 x 1200 x 740	L-R	€ 4435	€ 4515	€ 4715

25mm top - 4 week lead time

Choice of Oval, D End or Boat Shaped - please insert top shape letter into code

Note: All 2 piece tables will be supplied with 2 tops & 1 leg frame (with central support leg)
* Standard 2 pieces. Grain on two-piece tables may not line up.



Maya Rectangular Boardroom Table



Code	H x W x D (mm)	Grain	Band 1	Band 2	Band 3
MARBT20	2000 x 1200 x 740	L-R	€ 1850	€ 1895	€ 1985
MARBT24	2400 x 1200 x 740	L-R	€ 1995	€ 2040	€ 2155
MARBT26	2600 x 1200 x 740	L-R	€ 2140	€ 2190	€ 2315
MARBT28*	2800 x 1200 x 740	L-R	€ 2565	€ 2620	€ 2755
MARBT30*	3000 x 1200 x 740	L-R	€ 2640	€ 2696	€ 2840
MARBT32*	3200 x 1200 x 740	L-R	€ 2780	€ 2840	€ 2995
MARBT34*	3400 x 1200 x 740	L-R	€ 2920	€ 2990	€ 3150
MARBT36*	3600 x 1200 x 740	L-R	€ 3070	€ 3130	€ 3310
MARBT38*	3800 x 1200 x 740	L-R	€ 3205	€ 3275	€ 3460
MARBT40*	4000 x 1200 x 740	L-R	€ 3356	€ 3430	€ 3620

25mm top

Maya Shaped Boardroom Table



Code	H x W x D (mm)	Grain	Band 1	Band 2	Band 3
MA_BT20	2000 x 1200 x 740	L-R	€ 1295	€ 1340	€ 1450
MA_BT24	2400 x 1200 x 740	L-R	€ 1460	€ 1510	€ 1645
MA_BT26	2600 x 1200 x 740	L-R	€ 1620	€ 1680	€ 1820
MA_BT28*	2800 x 1200 x 740	L-R	€ 1705	€ 1760	€ 1920
MA_BT30*	3000 x 1200 x 740	L-R	€ 1785	€ 1845	€ 2020
MA_BT32*	3200 x 1200 x 740	L-R	€ 1945	€ 2020	€ 2190
MA_BT34*	3400 x 1200 x 740	L-R	€ 2105	€ 2180	€ 2365
MA_BT36*	3600 x 1200 x 740	L-R	€ 2265	€ 2345	€ 2540
MA_BT38*	3800 x 1200 x 740	L-R	€ 2430	€ 2510	€ 2715
MA_BT40*	4000 x 1200 x 740	L-R	€ 2595	€ 2680	€ 2900

25mm top

Choice of Oval, D End or Boat Shaped - please insert top shape letter into code

Note: All 2 piece tables will be supplied with 2 tops & 1 leg frame (with central support leg)
 * Standard 2 pieces. Grain on two-piece tables may not line up.



Gianni Goalpost Rectangular Boardroom Table



Code	H x W x D (mm)	Grain	Band 1	Band 2	Band 3
GGRBT20	2000 x 1200 x 740	L-R	€ 1060	€ 1105	€ 1200
GGRBT24	2400 x 1200 x 740	L-R	€ 1210	€ 1260	€ 1380
GGRBT26	2600 x 1200 x 740	L-R	€ 1360	€ 1410	€ 1540
GGRBT28*	2800 x 1200 x 740	L-R	€ 1435	€ 1490	€ 1630
GGRBT30*	3000 x 1200 x 740	L-R	€ 1505	€ 1565	€ 1720
GGRBT32*	3200 x 1200 x 740	L-R	€ 1655	€ 1720	€ 1880
GGRBT34*	3400 x 1200 x 740	L-R	€ 1800	€ 1870	€ 2040
GGRBT36*	3600 x 1200 x 740	L-R	€ 1950	€ 2025	€ 2200
GGRBT38*	3800 x 1200 x 740	L-R	€ 2095	€ 2170	€ 2360
GGRBT40*	4000 x 1200 x 740	L-R	€ 2250	€ 2330	€ 2530

25mm top - 4 week lead time

Note: All 2 piece tables will be supplied with 2 tops & 1 leg frame (with central support leg)
 * Standard 2 pieces. Grain on two-piece tables may not line up.



Gianni 'A' Rectangular Boardroom Table



Code	H x W x D (mm)	Grain	Band 1	Band 2	Band 3
GARBT20	2000 x 1200 x 740	L-R	€ 1016	€ 1016	€ 1016
GARBT24	2400 x 1200 x 740	L-R	€ 1210	€ 1210	€ 1210
GARBT26	2600 x 1200 x 740	L-R	€ 1360	€ 1360	€ 1360
GARBT28*	2800 x 1200 x 740	L-R	€ 1435	€ 1435	€ 1435
GARBT30*	3000 x 1200 x 740	L-R	€ 1505	€ 1505	€ 1505
GARBT32*	3200 x 1200 x 740	L-R	€ 1655	€ 1655	€ 1655
GARBT34*	3400 x 1200 x 740	L-R	€ 1800	€ 1800	€ 1800
GARBT36*	3600 x 1200 x 740	L-R	€ 1950	€ 1950	€ 1950
GARBT38*	3800 x 1200 x 740	L-R	€ 2095	€ 2095	€ 2095
GARBT40*	4000 x 1200 x 740	L-R	€ 2250	€ 2250	€ 2250

25mm top

Note: All 2 piece tables will be supplied with 2 tops & 1 leg frame (with central support leg)
 * Standard 2 pieces. Grain on two-piece tables may not line up.

BOARDROOM & MEETING

chair options found in our SEATING section



AH1
High Back
Armchair
(see page 98)



MIRAGE.C
Medium Back
Leather Armchair
(see page 99)



MALLA
High and Mid Back
Stacking Meeting
Chair (see page 87)



SAMBA.L
Leather Armchair
(see page 97)

Office storage, even in the most modern office, has never been particularly inspiring. But a vital element of the design is its ability to be customised, enabling the user to create a storage solution that is not only functional but exciting, by incorporating a combination of alcoves, lockers, and shelves as well as your own personal touches.



MODULAR STORAGE

FEATURES & BENEFITS

- ✓ 5 year warranty.
- ✓ Available in 16 different finishes.
- ✓ 2mm ABS edging.



OVERVIEW

Modular storage has never looked so good. Create partitions in your office and use cubes to showcase your favourite items. The basic building-blocks of the modular storage can be connected to create a framework entirely of your design, which can then be customised with accessories to enhance its functionality.





Cupboard



Includes hidden adjustable feet and shelf
25mm top. Lockable (2 keys)

Code	W x D x H (mm)	Grain	Band 1	Band 2	Band 3
GRIDCUP8	800 x 400 x 740	L-R	€ 480	€ 256	€ 622
GRIDCUP10	1000 x 400 x 740	L-R	€ 510	€ 560	€ 665

Cube



Note - each cube includes 4 dowels which are inserted underneath to allow fixing on top of another cube

Available in all metal finishes - see below

Code	W x D x H (mm)	Price
CUBE4	400 x 400 x 400	€ 200
CUBE5	500 x 400 x 500	€ 220

Locker



Choice of Pull Handle (PH)
or Combination Lock (CL)

18mm carcass

Note - each locker includes 4 locating pins which are inserted underneath after positioning inside cube

Code	W x D x H (mm)	To Fit	Band 1	Band 2	Band 3
GRIDLOC4PH	368 x 400 x 368	CUBE4	€ 255	€ 276	€ 300
GRIDLOC5PH	468 x 400 x 468	CUBE5	€ 275	€ 300	€ 235
GRIDLOC4CL	368 x 400 x 368	CUBE4	€ 255	€ 280	€ 300
GRIDLOC5CL	468 x 400 x 468	CUBE5	€ 276	€ 300	€ 325

Alcove



18mm carcass

Note - each alcove includes 4 locating pins which are inserted underneath after positioning inside cube

Code	W x D x H (mm)	To Fit	Band 1	Band 2	Band 3
GRIDALC4	368 x 400 x 368	CUBE4	€ 170	€ 185	€ 200
GRIDALC5	468 x 400 x 468	CUBE5	€ 180	€ 205	€ 220

Finishes:

Band 1 NB Beech | CA Classic Ash | LO Light Oak | MO Modern Oak | MP Maple | PG Plain Grey | PC Portofino Cherry | SE Swiss Elm | WA Walnut | WH White

Band 2 AN Anthracite | BK Black | CH Cherry | CO Concrete | SV Silver

Band 3 HO Halifax Oak

Frame:

BK Black | GR Grey | LQ Clear Lacquer (+5%) | SV Silver | WH White

Shelf - 18mm



Note - each shelf includes 4 locating pins which are inserted underneath to hold in position

Code	W x D x H (mm)	To Fit	Band 1	Band 2	Band 3
GRIDSH4	368 x 400 x 18	CUBE4	€ 61	€ 65	€ 73
GRIDSH5	468 x 400 x 18	CUBE5	€ 65	€ 73	€ 76

Floor Base



Includes hidden adjustable feet 25mm

Code	W x D x H (mm)	To Fit	Band 1	Band 2	Band 3
GRIDFB8	800 x 400 x 30	CUBE4	€ 92	€ 100	€ 110
GRIDFB10	1000 x 400 x 30	CUBE5	€ 100	€ 110	€ 220

Stainless Steel Plant Hanger



Hooks on cube top

Code	W x D x H (mm)	To Fit	Band 1
GRIDPH4	395 x 395 x 15	CUBE4	€ 90
GRIDPH5	495 x 395 x 15	CUBE5	€ 100

How to specify...

Cubes are designed to stack on top of each other either from the floor or sitting on a 740H cupboard. Dowels secure each cube to the one below and the bottom cube needs to sit on either a 'Floor Base' or a 'GRIDCUP' Base Unit. Cubes have to be stacked in multiples of two side-by-side and must never be stacked on their own.



Unit consists of:
1 x GRIDCUP10
5 x CUBE5
1 x GRIDLOC5
1 x GRIDALC5

or




Unit consists of:
1 x GRIDFB10
6 x CUBE5
1 x GRIDLOC5
1 x GRIDALC5
1 x GRIDPH5



Do not stack single cubes

Flexible Tables allow for a multiple of configuration options with a choice of folding legs, flip tops and 4 legged tables. The main focus of this range is space saving mobility and convenience of storage, all easily assembled. Ideal for impromptu meetings, canteen or conference facilities.





FLEXIBLE TABLES

FEATURES & BENEFITS

- ✓ 5 and 10 year warranty options.
- ✓ Available ex-stock in Beech finish, other wood finish colour options are available P.O.A.
- ✓ 2mm ABS edging.
- ✓ 25mm thick table tops.

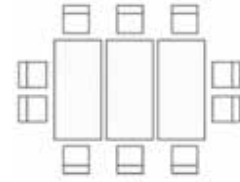
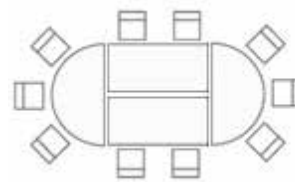
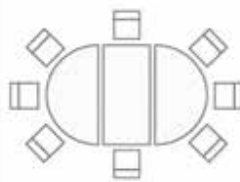



(Samples available on request)

OVERVIEW

Flexible tables are suitable for a variety of applications. Finished in silver coated square metal legs and folding tables have chrome legs. They can be used as permanent or temporary office, canteen, conference and meeting area solution. This range facilitates ease of assembly and storage.

Configuration options





4 Legged Tables



25mm Top, adjustable feet
25mm bolt-on-legs Other colours available on request, POA.

Code	Description	H x W x D (mm)	25mm
PCT1225B	Rectangular table, Beech	740 x 1200 x 800	€ 235
PCT1625B	Rectangular table, Beech	740 x 1600 x 800	€ 250
PCT1825B	Rectangular table, Beech	740 x 1800 x 800	€ 285



Folding Tables



25mm Top. Available with straight or curved feet, Black or Chrome.

Code	Description	H x W x D (mm)	25mm
GFOLD14	Rectangular foldaway table	740 x 1400 x 800	€ 460
GFOLD16	Rectangular foldaway table	740 x 1600 x 800	€ 515
GFOLD18	Rectangular foldaway table	740 x 1800 x 800	€ 540



Flip Top Tables



25mm Rectangular/Semi-Circular Top, black frame supplied on castors.

Code	Description	H x W x D (mm)	25mm
EXECFLIP14	800 deep, rectangular table	740 x 1400 x 800	€ 600
EXECFLIP16	800 deep, rectangular table	740 x 1600 x 800	€ 625
EXECFLIP18	800 deep, rectangular table	740 x 1800 x 800	€ 650
EXECFLIPSEMI16	800 deep, semi-circular table	740 x 1600 x 800	€ 745
EXECFLIPSEMI18	800 deep, semi-circular table	740 x 1800 x 800	€ 770





CHAIRS FROM SEATING SECTION



DBY415



MALLA4



MALLAUB



SAMBA

All prices exclude VAT

This **seating collection** offers comfort and styling combined with aesthetics, ergonomics and sensitivity, all available in a choice of fabric, vinyl or leather. Within this collection you have a wide choice of seating required for the office, boardroom, canteen or breakout area.





SEATING COLLECTION

FEATURES & BENEFITS

- ✓ All seating covered by a 5 year warranty.
- ✓ A wide range of fabrics and colour finishes.
- ✓ Guaranteed Irish.
- ✓ FIRA tested.



CHOOSE from Camira Fabrics



LEATHER



CHIEFTAIN VINYL RANGE

OVERVIEW

People come in different shapes and sizes and this seating collection has something for every requirement. The variety of styles, shapes and sizes along with selection mechanisms, arms and accessories offer you a myriad of choices as one chair doesn't fit all.



MANUFACTURERS STANDARDS & CERTIFICATION



guaranteed irish



For seating made in IRELAND

TESTED BY



EDO Executive Mesh Task Sliding seat + Lumbar support



ED7MHRSPHA

Mesh back with ratchet height adjustment; Wide waterfall fully upholstered seat provides extra leg support; Syncro Mechanism (2 levers to adjust seat angle and seat height); Sliding seat for extra comfort and leg support; Height Adjustable arms; Black 5 star base and castors. With or without headrest.



Code	Description	BAND-A
ED7MHRSPHA	Headrest, Sliding seat and Lumbar support	€ 614
ED7MSPHA	Sliding seat and Lumbar support	€ 570

Band-A = CAMIRA: Phoenix



ED7MSPHA



Dimensions (mm)

Overall Height: 1020 - 1110
(including headrest 1220 - 1300)
Seat Width: 515
Seat Depth: 485

BETA Mesh Operator



BA900MGA

Mesh back with waterfall fully upholstered seat; Permanent Contact Mechanism (2 levers to adjust seat back and seat height); Manual hand wheel adjusts back height; Height adjustable or fixed arm options; Black spider 5 star base with drop spindle and castors.



Code	Description	BAND-A
BA900MGHA	Operators mesh back chair, height adjustable arms	€ 345
BA900MGA	Operators mesh back chair, fixed arms	€ 314

Band-A = CAMIRA: Phoenix



BETA Dimensions (mm)

Overall Height: 940 - 1070
Seat Width: 495
Seat Depth: 445



BA900MGHA

MALLA Visitor Chairs

Mesh/Upholstered back side chair to match mesh back task chair; Upholstered seat; Chrome frame with a 4 legged or cantilever frame option; Black matching arm pads.



Code	Description	BAND-A
MALLA	Mesh back visitor chair, Chrome cantilever base	€ 309
MALLA4	Mesh back visitor chair, Chrome 4 legged base	€ 309
MALLAUB	Low back visitor chair, Chrome cantilever base	€ 326
MALLA4UB	High back visitor chair, Chrome 4 legged base	€ 278
MALLAHUB	Low back visitor chair, Chrome 4 legged base	€ 358
MALLA4HUB	High back visitor chair, Chrome 4 legged base	€ 326

Band-A = CAMIRA: Phoenix



MALLA4



MALLA



MALLAHUB



MALLAUB



MALLA4UB



MALLA4HUB



MALLA Dimensions (mm)

Overall Height: 830
Seat Width: 500
Seat Depth: 470

MALLA4 Dimensions (mm)

Overall Height: 830
Seat Width: 500
Seat Depth: 470

MALLAUB Dimensions (mm)

Overall Height: 830
Seat Width: 500
Seat Depth: 470

MALLA4UB Dimensions (mm)

Overall Height: 830
Seat Width: 500
Seat Depth: 470

MALLAHUB Dimensions (mm)

Overall Height: 930
Seat Width: 500
Seat Depth: 470

MALLA4HUB Dimensions (mm)

Overall Height: 930
Seat Width: 500
Seat Depth: 470



Rest is to Move

Take two or three 30-60 second breaks each hour to allow your body to recover from periods of repetitive stress.

Movement during regular breaks not only reduces your risk for injury, but also relieves muscles, lubricates joints, and reduces pressure on the spine. So adjust your work position, stand up, walk around, or stretch a bit when you have the chance.



The spine doesn't move as a single unit. Each individual's spinal motion is unique

Orthopaedica Extra Comfort Task

The Orthopaedica 309 high back chair provides the ultimate level of postural support, ideal for those with back problems. The synchronised mechanism adjustments of the seat and back angle ensures the user can achieve the optimum seated position. This chair can be further optimised with additional features including fold down adjustable arms.

Stocked in Black

Code	Description	BAND-A
OC309HA	Orthopaedic Extra Comfort Task Chair	€ 770

Band-A = CAMIRA: Phoenix & Advantage

Code	Description	BAND-A
OC309HA.HAVANA	Orthopaedic Extra Comfort Task Chair, Phoenix Havana Black	€ 770

Stocked in Black



Dimensions (mm)

Overall Height: 1140 – 1330

Overall Width: 660

Overall Depth: 640

FEATURES INCLUDE:

- Fully Upholstered Chair Back
- Upholstered Chair Seat
- Seat Slide
- Ratchet High Back
- Height Adjustable Arms
- AirTech Seat Board
- Inflatable Lumbar & Thorex support
- Fully Synchronised Mechanism
- Black 5 Star Spider Base



Inflatable Lumbar & Thorax

By using the pneumatic pump the lumbar or thorax can be inflated or deflated as required.



Height Adjustable Arms

Fully height adjustable arms allow easy access to workstation.



AirTech Seat Board

A push of the button allows air to flow through the two way valve; this enables the seat to move as you move and moulds to your natural shape.

EDO Extra Comfort Task

High Back Extra Comfort Task Chair with extra wide waterfall seat; Syncro Mechanism (2 levers to adjust seat angle and seat height); Ratchet back; Seat tension dial to adjust to user's weight; Height Adjustable arms; Black 5 star base and castors.



Code	Description	BAND-A
ED700HA	Extra comfort task chair, Sliding seat and Lumbar pump	€ 445

Band-A = CAMIRA: Phoenix



Dimensions (mm)

Overall Height: 1110-1175

Seat Width: 515

Seat Depth: 485

FEATURES INCLUDE:

- a. Wide waterfall extra comfort seat.
- b. Sliding seat mechanism lever extends and locks seat for extra comfort and leg support.
- c. Tension knob adjusts tilting intensity.
- d. Inflatable lumbar support pump.
- e. Black padded ratchet height adjustable arms.
- f. Ratchet back height adjustment.
- g. Back lever lifts up to have back free float and lock in desired position; Front lever lifts to adjust height of gas spindle.

NB44 Extra Comfort Task

High Back Extra Comfort Task Chair with extra moulded foam seat and back; Synchronous Mechanism (3 levers to adjust seat angle and seat height); Independent seat and back adjustment gives the user forward movement of seat tilt to 12° and back decline of 18°. Seat tension dial to adjust to user's weight; Height Adjustable arms; Black 5 star base and castors.



Code	Description	BAND-A
NB44EFHASSLB	Extra comfort task chair, Sliding seat and Lumbar pump	€ 484

Band-A = CAMIRA: Phoenix



Dimensions (mm)

Overall Height: 980 – 1230
 Seat Width: 500
 Seat Depth: 460

FEATURES INCLUDE:

- a. Front lever lifts to adjust height of gas spindle.
- a. Middle lever releases seat to free float. Push down to lock in desired position.
- c. Back lever releases back to free float and lock in desired position.
- d. Sliding seat mechanism lever extends and locks seat for extra comfort and leg support.
- e. Tension knob adjusts tilting intensity.
- f. Manual hand wheel adjusts back height.
- g. Inflatable lumbar support pump.

BETA Operator

BEST
SELLER

BA900G



BA900GHA

Fully upholstered seat and backrests; Moulded lumbar back support. 2 lever mechanism for individual seat height adjustment and permanent contact backrest; Height adjustable or fixed arm options; Black 5 star base and castors.



Code	Description	BAND-A
BA900GHA	Operators high back chair, height adjustable arms	€ 278
BA900GA	Operators high back chair, fixed arms	€ 234
BA900G	Operators high back chair, no arms	€ 202

Band-A = CAMIRA: Phoenix



BA900GA

PERMANENT
CONTACT

Dimensions (mm)

Overall Height: 975 – 1160

Seat Width: 495

Seat Depth: 445

Tested by FIRA to BS549 Par 2:2000

BETA Deluxe Operator



BA915CGHALB



BA915GA

Large upholstered seat and back with kidney shape back support; Free Float Mechanism (3 levers to adjust seat angle and seat height); Manual hand wheel adjusts back height; Height Adjustable arms; Chrome/Black 5 star base and black castors.



Code	Description	BAND-A
BA915CGHALB	Deluxe operator high back chair, chrome base height adj arms, lumbar pump	€ 368
BA915GA	Deluxe operator high back chair, fixed arms	€ 358

Band-A = CAMIRA: Phoenix



FREE FLOAT

OPERATOR Dimensions (mm)

Overall Height: 1045 – 1240

Seat Width: 510

Seat Depth: 445

All prices exclude VAT

Draughtsman Chairs

High and Medium Back Draughtsman Chair; No arms; Moulded lumbar back support. 2 lever mechanism; Fixed and height adjustable footring options; Black 5 star base with glides.



BA900GR

BA900GD



BA800GD

BA800GR

Code	Description	BAND-A
BA900GD	High back draughtsman, Fixed footring	€ 260
BA900GR	High back draughtsman, Height adjustable footring	€ 282
BA800GD	Medium back draughtsman, Fixed footring	€ 240
BA800GR	Medium back draughtsman, Height adjustable footring	€ 260

Band-A = CAMIRA: Phoenix



Dimensions (mm)

BA900GD Overall Height: 1220 – 1400

BA900GR Overall Height: 1110 – 1420

Seat Width: 495

Seat Depth: 445

BA800GD Overall Height: 1040 – 1280

BA800GR Overall Height: 945 – 1295

Seat Width: 495

Seat Depth: 445

Draughtsman Chairs

Low Back Polyurethane Draughtsman Chair; Black ONLY; No arms. 2 lever mechanism; Fixed or Height adjustable chrome footring options; Black 5 star base and glides.



BT8GD

BT8GR

Code	Description	Price
BT8GD	Low back polyurethane draughtsman chair, Fixed footring	€ 250
BT8GR	Low back polyurethane draughtsman chair, Adj footring	€ 272

Dimensions (mm)

BT8GD Overall Height: 1000 – 1220

Seat Width: 460

Seat Depth: 420

BT8GR Overall Height: 920 – 1280

Seat Width: 460

Seat Depth: 420





Conference/Training Room Chairs

DBY415 Dimensions (mm)

Seat Width: 470

Seat Depth: 410

Overall Height: 820

Multi-Purpose Stacking Side Chair; Fully upholstered with extra foam back pad and seat; Chrome or Black 4-legged frame options; Armchair comes with black moulded arm rests; Wooden writing tablet is available in beech finish - with single or double arm options. Available in a wide range of fabrics or vinyl.



TESTED FOR STABILITY & DURABILITY TO EUROPEAN STANDARDS





DBY415CP



DBY415EP

Code	Description	Band-B
DBY415CP	Stackable side chair	€ 139
DBY415EP	Stackable side chair	€ 129
DBY415CPA	Stackable side armchair	€ 169
DBY415EPA	Stackable side armchair	€ 165
DBY415CPWT	Training room chair with wooden writing tablet	€ 219
DBY415EPWT	Training room chair with wooden writing tablet	€ 215
DBY415CPASLAMR	Training room chair with black writing tablet	€ 239
DBY415CPASLAML	Training room chair with black writing tablet	€ 239

Band-B = CAMIRA: Urban, Advantage & Chieftain: Trimcell



DBY415CPA



DBY415EPA



DBY415CPWT



DBY415EPWT



DBY415CPASLAMR



DBY415CPASLAML



	DBY415CP	DBY415EP	DBY415CPA	DBY415EPA	DBY415CPWT	DBY415EPWT	DBY415CPASLAMR	DBY415CPASLAML
Extra foam back and seat pad	●	●	●	●	●	●	●	●
Robust heavy gauge steel. 7.5Kg	●	●	●	●	●	●	●	●
Double welded frame	●	●	●	●	●	●	●	●
Floor protectors	●	●	●	●	●	●	●	●
Black frame		●		●		●		
Chrome frame	●		●		●		●	●
Frame plug	●	●	●	●	●	●	●	●
Black polypropylene moulded arm(s)			●	●	●	●		
Robust beech wooden writing tablet					●	●		
Robust black ASLAM writing tablet							●	●
Left hand option								●
Right hand option					●	●	●	

Stacking Side Chair



21SB



21SC + ASALM



21SC

4 Legged Stacking Side Chair; Upholstered seat and back; No arms. Writing tablet available (please specify right or left); Black or chrome frame; Writing Tablet: Chrome arm, Black plastic flip top; Stacked in Charcoal or Blue.

Code	Description	Price
21SCC/21SCBL	Stackable side chair, chrome frame, Charcoal/Blue fabric	€ 70
21SBC/21SBBL	Stackable side chair, black frame, Charcoal/Blue fabric	€ 60
21SCC/21SCBL +ASALM	Side chair, chrome frame, charcoal/blue fabric, complete with flip top writing tablet	€ 130

Stocked fabrics

Code	Description	BAND-A
21SC	Stackable side chair, chrome frame	€ 80
21SB	Stackable side chair, black frame	€ 70
21SC+ASALM	Side chair complete with flip top writing tablet	€ 140

Band-A = CAMIRA: Phoenix



Dimensions (mm)
Overall Height: 820
Seat Width: 475
Seat Depth: 415

Modular Stools

Fully upholstered pods with feet; Modular design shapes with infinite layouts; easily moved to adjust layout; available in a range of fabric or vinyl colours.



Code	Description	H x W x D (mm)	BAND-C	BAND-D
RDPOD	Circular stool	450 x 550 Diameter	€ 370	€ 395
SQPOD	Square stool	450 x 430 x 430	€ 330	€ 360
MOPOD	Circular link stool	450 x 550 Diameter	€ 370	€ 395
2POD	Rectangular stool	450 x 820 x 430	€ 450	€ 475



RDPOD



SQPOD



MOPOD



2POD

AVAILABLE SHAPES



COMBINATIONS



SAMBA Armchairs

SAMBA: Meeting armchair; Fixed arms with black wooden armrests; Fully upholstered in Leather or Vinyl.; Chrome 4-legged frame; Stocked in Black Leather, Black Vinyl and Grey Vinyl.



SAMBA.VBLK



SAMBA.VL4043



SAMBA Dimensions (mm)

Overall Height: 880

Seat Width: 470

Seat Depth: 440

Code	Description	Price
SAMBA.LBLK	Armchair in black leather, wooden armrests	€ 262
SAMBA.VBLK	Armchair in black vinyl, wooden armrests	€ 195
SAMBA.VL4043	Armchair in grey Valencia vinyl, wooden armrests	€ 230

CLUB Tub Seating

Soft upholstered seat and backrest; Upholstered seat and backrest with integrated armrests armchair; A choice of vinyl or leather options; **Single CLUB** stocked in Black Vinyl and Grey Vinyl.



CLUBTUB



CLUBDUO



Code	Description	H x W x D (mm)	Vinyl	Leather
CLUBTUB	Single armchair, Black	770 x 700 x 630	€ 295	€ 499
CLUBDUO	2 seater sofa, Black	770 x 1290 x 630	€ 475	€ 868
CLUB.VL4043	Single armchair, Grey Valencia vinyl	770 x 700 x 630	€ 520	-

ARIA 'A' EXECUTIVE ARMCHAIR

High and medium back executive chairs with chrome armrests; Leather faced ribbed upholstered seat and back. Chrome armrests with leather arm sleeves; knee tilt mechanism with multi-position lock and anti-shock brake; Chrome base.



Code	Description	Black	White
AH1	High back executive swivel armchair	€ 735	€ 775
AM2	Medium back executive swivel armchair	€ 715	€ 755
AMCA	Medium back executive cantilever visitor armchair	€ 600	€ 640

**AH1 Dimensions (mm)**

Overall Height: 1130 - 1190

Seat Width: 500

Seat Depth: 520

AM2 Dimensions (mm)

Overall Height: 940-1000

Seat Width: 500

Seat Depth: 520

AMCA Dimensions (mm)

Overall Height: 920

Seat Width: 490

Seat Depth: 520

ARIA 'C' EXECUTIVE ARMCHAIR

High and medium back executive chairs with chrome armrests; Leather faced soft padded upholstered seat and back; Chrome armrests with leather arm sleeves; knee tilt mechanism with multi-position lock and anti-shock brake; Chrome base.



Code	Description	Price
CH1	High back executive swivel armchair	€ 735
CM2	Medium back executive swivel armchair	€ 715
CMCA	Medium back executive cantilever visitor armchair	€ 600

**CH1 Dimensions (mm)**

Overall Height: 1130 - 1190

Seat Width: 500

Seat Depth: 520

CM2 Dimensions (mm)

Overall Height: 940-1000

Seat Width: 500

Seat Depth: 520

CMCA Dimensions (mm)

Overall Height: 920

Seat Width: 490

Seat Depth: 520

MIRAGE EXECUTIVE ARMCHAIR

Wide comfortable seat and ergonomically profiled high backrest, upholstered on both sides, leather faced; free floating seat and backrest lock in position; maximum backrest tilt angle 13°; adjustable chair height with pneumatic lift; steel armrests with upholstered pads; Matching visitor armchair available.



MIRAGE S



MIRAGE C

Code	Description	Price
MIRAGE S	Executive swivel armchair	€ 454
MIRAGE C	Executive cantilever visitor armchair	€ 375



FREE FLOAT

MIRAGE S Dimensions (mm)

Overall Height: 1040 - 1130
 Seat Width: 520
 Seat Depth: 470

MIRAGE C Dimensions (mm)

Overall Height: 955
 Seat Width: 520
 Seat Depth: 470

LINEA EXECUTIVE ARMCHAIR

Wide comfortable seat and ergonomically profiled backrest; comfortable, high backrest upholstered on both sides, leather faced; free floating seat and backrest lock in position; maximum backrest tilt angle 16°; adjustable chair height with pneumatic lift; steel armrests with soft upholstered pads; self-braking castors for carpets or parquets. Matching visitor armchair available.



LINEA S



LINEA C

Code	Description	Price
LINEA S	Executive swivel armchair	€ 795
LINEA C	Executive cantilever visitor armchair	€ 608



FREE FLOAT

LINEA S Dimensions (mm)

Overall Height: 1195 - 1285
 Seat Width: 520
 Seat Depth: 440


LINEA C Dimensions (mm)

Overall Height: 1010
 Seat Width: 520
 Seat Depth: 440



**CHAIR FABRICS - PHOENIX
BAND A**

Phoenix is a cost-effective simple crêpe weave fabric available in a wide selection of commercial colorways, suitable for task seating.



PHOENIX: **Sandstorm** YP107




PHOENIX: **Apple** YP108



PHOENIX: **Scuba** YP082



PHOENIX: **Bluebell** YP097



PHOENIX: **Solano** YP110



PHOENIX: **Campeche** YP112



PHOENIX: **Curacao** YP005



PHOENIX: **Olympic** YP113



PHOENIX: **Tarot** YP084



PHOENIX: **Lobster** YP076




PHOENIX: **Blizzard** YP081



PHOENIX: **Ocean** YP100



PHOENIX: **Sombrero** YP046



PHOENIX: **Montserrat** YP011



PHOENIX: **Costa** YP026



PHOENIX: **Paseo** YP019



PHOENIX: **Havana** YP009



PHOENIX: **Taboo** YP045



PHOENIX: **Guyana** YP051



PHOENIX: **Calypso** YP106




PHOENIX: **Belize** YP105

Due to the limitations of the printing process colours may not be 100% accurate, please request samples.

Advantage offers a combination of enduring aesthetic appeal and high performance durability, which means it will look good and last for years. Advantage is a plain weave fabric in a rich assortment of colourways in both plains and mixes.

CHAIR FABRICS - ADVANTAGE BAND B




ADVANTAGE: Granite AD009




ADVANTAGE: Mineral AD010



ADVANTAGE: Charcoal AD028




ADVANTAGE: Aztec AD113



ADVANTAGE: Turquoise AD027



ADVANTAGE: Aqua AD002



ADVANTAGE: Pewter AD072




ADVANTAGE: Tawny AD098



ADVANTAGE: Cranberry AD005




ADVANTAGE: Cinnamon AD111




ADVANTAGE: Red AD014




ADVANTAGE: Wine AD020



ADVANTAGE: Raspberry AD127




ADVANTAGE: Grape AD029



ADVANTAGE: Damson AD093




ADVANTAGE: Purple AD118




ADVANTAGE: Beetroot AD116



ADVANTAGE: Graphite AD066



ADVANTAGE: Persian AD101




ADVANTAGE: Clipper AD126



ADVANTAGE: Adriatic AD001




ADVANTAGE: Cobalt AD004



ADVANTAGE: Nightshade AD011



ADVANTAGE: Hobbit AD213



ADVANTAGE: Trident AD124

Due to the limitations of the printing process colours may not be 100% accurate, please request samples.



CHAIR VINYL - TRIMCELL BAND C

Trimcell is the market leader in upholstery fabrics. It is a Crib 7 vinyl with a soft feel. It is REACH compliant, phthalate free and is anti-microbial. Trimcell is suitable for all seating applications. It comes in a range of 54 bright and elegant colours.




TRIMCELL: Classic Black	TRIMCELL: Classic Brown	TRIMCELL: Classic Burgundy	TRIMCELL: Classic Dove	TRIMCELL: Classic Ink
TRIMCELL: Classic Snow White	TRIMCELL: Legend BlueBell	TRIMCELL: Legend Burgandy	TRIMCELL: Legend Fern	TRIMCELL: Legend Garnet
TRIMCELL: Legend Grey	TRIMCELL: Legend Indigo	TRIMCELL: Legend Iris	TRIMCELL: Legend Navy	TRIMCELL: Legend Poppy

Due to the limitations of the printing process colours may not be 100% accurate, please request samples.

Blazer is a classic pure new wool upholstery fabric with a billiard cloth felted finish. The colour palette is an exciting mix of solids and mélanges across the full colour spectrum, creating a versatile fabric suitable for wide-ranging furniture applications.

CHAIR FABRICS - BLAZER BAND D



Due to the limitations of the printing process colours may not be 100% accurate, please request samples.

RECEPTION/BREAKOUT COLLECTION

FEATURES & BENEFITS

- ✓ All seating covered by a 5 year warranty.
- ✓ A wide range of fabrics and colour finishes.
- ✓ Guaranteed Irish.
- ✓ FIRA tested.



OVERVIEW

This is a modular range as the seating can be either used stand alone or combined with others in the range to create large scale configurations.



SERIES 100 Modular

Modular reception seating with alternative waterfall cushions.



S1CA

Code	Description	H x W x D (mm)	Band-C	Band-D
S1C	Single seater chair, no arms	730 x 585 x 670	€ 475	€ 525
S1CA	Single seater, armchair	730 x 725 x 670	€ 750	€ 795
S1WC	Single seater, corner unit	730 x 585/285 x 670	€ 525	€ 570
S1CLA	Single seater, left arm	730 x 655 x 670	€ 615	€ 650
S1CRA	Single seater, right arm	730 x 655 x 670	€ 615	€ 650
S1SQ	Square table, wood top	370 x 670 x 670	€ 325	€ 390
S1RD	Round table, wood top	370 x 610 diameter	€ 355	€ 470



S1WC



S1CLA



S1CRA



S1C



S1SQ



S1RD



S12SA

Code	Description	H x W x D (mm)	Band-C	Band-D
S12SA	2 seater, armchair	730 x 1310 x 670	€ 1060	€ 1135
S13SA	3 seater, armchair	730 x 1815 x 670	€ 1320	€ 1465



S13SA



Band-C = CHIEFTAIN: Just Colour Vinyl; SPRADLING: Valencia Vinyl
 Band-D = CAMIRA: Aquarius fabric; Blazer fabric



All prices exclude VAT



SERIES 1000 Curved Seating



Series 1000 curved seating; Moulded foam construction; Fully upholstered; Stylish steel leg in chrome; Available in a range of fabric or vinyl colours.

Code	Description	H x W x D (mm)	Band-C	Band-D
S10CV45	45° Curved Chair	790 x 1050 x 690	€ 1650	€ 1745
S10CV90	90° Curved Bench	790 x 2100 x 690	€ 2600	€ 2695

Band-C = CHIEFTAIN: Just Colour Vinyl; SPRADLING: Valencia Vinyl
Band-D = CAMIRA: Aquarius fabric; Blazer

INGLESTON Soft Seating

Ingleston soft seating; fully upholstered with oak legs; 1, 2 and 3 seater with button detailing; Available in Camira Aquarius and Blazer palettes.

Code	Description	H x W x D (mm)	Band-D
ING	Armchair	830 x 700 x 840	€ 1627
ING2	2 Seater	830 x 1220 x 840	€ 2029
ING3	3 Seater	830 x 1740 x 840	€ 2530



ING3



ING2



ING

BARRA Soft Seating

Barra soft seating; fully upholstered with oak legs and button detailing; Available in Camira Aquarius and Blazer palettes.

Code	Description	H x W x D (mm)	Band-D
BARRA	Armchair	860 x 870 x 800	€ 1627
BARRA2	2 Seater	860 x 1400 x 800	€ 1960
BARRA3	3 Seater	860 x 1650 x 800	€ 2425



BARRA3



BARRA2



BARRA



SKARA Seating

SKARA high and medium back executive swivel armchair fully upholstered; Chrome 4 star swivel base; Solid or two tone fabric; Available in a choice of colours from the Camira Blazer range ONLY



Code	Description	Band-D
SKSW	Medium back armchair - single colour	€ 932
SKSW2	Medium back armchair - two tone	€ 950
SKSWHR	High back armchair - single colour	€ 1179
SKSWHR2	High back armchair - two tone	€ 1205



SKSW Dimensions (mm)

Overall Height: 810
Seat Width: 600
Seat Depth: 465

SKSWHR Dimensions (mm)

Overall Height: 1020
Seat Width: 600
Seat Depth: 465

SKARA Foot Stool

- Upholstered seat
- Chrome 4 star swivel base
- Solid or two tone fabric

Dimensions (mm)
Seat Width: 600
Seat Depth: 465
Overall Height: 400

Code	Description	Band-D
SKSWFR	Foot Stool - single colour	€ 600
SKSWFR2	Foot Stool - two tone	€ 619





Skara low back swivel, walnut veneer outer shell, upholstered in single tone fabric, swivel 640mm 4 star chrome base with glides; Available in a choice of colours from the Camira Blazer range

Code	Description	Band-D
SKSWHRW	High back armchair - veneer back	€ 1326
SKSWW	Medium back armchair - veneer back	€ 1089



SKSWHRW Dimensions (mm)


Overall Height: 1020
Seat Width: 600
Seat Depth: 465

SKSWW Dimensions (mm)

Overall Height: 810
Seat Width: 600
Seat Depth: 465



Our **Bistro & Café** range includes a wide range of chairs, tables and benches, made up of different styles finishes and colours. Poseur tables and benches encourage staff to break away from their workstations for a quick coffee or have an informal meeting.



BISTRO & CAFÉ

FEATURES & BENEFITS

- ✓ 3 and 5 year warranty.
- ✓ Available in a range of wood or laminate finishes.



CHOICE of
Wood



CHOICE of
Laminates

OVERVIEW

Our Bistro & Café range includes a wide range of chairs, tables and benches, made up of different styles finishes and colours.





CAFE Seating Range

Bistro chairs with frame leg options in chrome; Wooden seat and backrest.; Matching low back bar stool **available in a range of wood laminate colours**. Polypropylene chair and high stool available in 9 colours.



SHOREDITCH
360037

SHOREDITCH COLOUR OPTIONS



SHOREDITCH
360054

Code	Description	H x W x D (mm)	Price
360037	Cafe chair, Beech 4 Leg	835 x 460 x 465	€ 179
360054	Cafe Stool, Beech 4 Leg with foot rung	1065 x 470 x 485	€ 228



CAFE VII



CAFE VII HOCKER

Code	Description	H x W x D (mm)	Beech	Laminate
CAFE VII	Side Chair, 4 Leg	855 x 500 x 460	€ 120	€ 148
CAFE VII HOCKER	Cafe Stool, Skid with foot rung	878 x 531 x 523	€ 214	€ 226

Stocked in White Laminate, choice of colours also available



EVORA HOCKER

Code	Description	H x W x D (mm)	Beech
EVORA HOCKER	Cafe Stool, 4 leg with foot rung	1033 x 535 x 555	€ 414

CRUZO Bistro Tables

Melamine Cafe Table; Wooden top in 25mm; Chrome leg; Self adopted glides; Available in White.



CRUZO1080.WH



CRUZO1074.WH

Code	Description	H x Diameter (mm)	Price
CRUZO1080.WH	800Dia table	1100 x 800	€ XXX
CRUZO1074.WH	1000Dia table	740 x 1000	€ XXX



Stacking Side Chair



4 Legged stacking side chair; A choice of either plywood or polypropylene seat and backrest; Chrome frame; stacks maximum of 12. Available in a range of wood laminates or plastic colour finishes.

Code	Description	Price
21SCPLASTIC	Stackable side chair, polypropylene	€ 70
21SCBB	Stackable side chair, beech plywood	€ 110



21SCPLASTIC

Dimensions (mm)
Overall Height: 785
Seat Width: 475
Seat Depth: 415



21SCBB

Dimensions (mm)
Overall Height: 810
Seat Width: 475
Seat Depth: 415


Stacking Side Chair

Multi-purpose stacking chair with four legs in chrome; Polypropylene shell; Stackable; Available in 7 UV resistant colours: green, red, orange, white, grey, black and blue.

Code	Description	Price
ARI	Polypropylene stackable side chair, chrome frame	€ 96



- 1 The seat is equipped with a central hole to allow for drainage.
- 2 Under seat cap to aid stacking.



Stackable



Dimensions (mm)
Overall Height: 855
Seat Width: 448
Seat Depth: 495



Circular Table with Crucifix Base



25mm Circular table with crucifix base.

Code	Description	W x D x H (mm)	Band 1	Band 2	Band 3
RLCT8	800 Circular Table	800 x 800 x 740	€ 575	€ 635	€ 750
RLCT9	900 Circular Table	900 x 900 x 740	€ 605	€ 670	€ 790
RLCT10	1000 Circular Table	1000 x 1000 x 740	€ 610	€ 670	€ 790
RLCT12	1200 Circular Table	1200 x 1200 x 740	€ 650	€ 720	€ 850
RLCT16	1600 Circular Table	1600 x 1600 x 740	€ 915	€ 1010	€ 1190

Circular Table with Trumpet Base



25mm Circular table with trumpet base.

Code	Description	W x D x H (mm)	Band 1	Band 2	Band 3
TRCT8	800 Circular Table	800 x 800 x 740	€ 710	€ 735	€ 785
TRCT10	1000 Circular Table	1000 x 1000 x 740	€ 750	€ 775	€ 820
TRCT12	1200 Circular Table	1200 x 1200 x 740	€ 800	€ 825	€ 870
TRCT14	1400 Circular Table	1400 x 1400 x 740	€ 875	€ 910	€ 970

Finishes:

Band 1 NB Beech | CA Classic Ash | LO Light Oak | MO Modern Oak | MP Maple | PG Plain Grey | PC Portofino Cherry | SE Swiss Elm | WA Walnut | WH White

Band 2 AN Anthracite | BK Black | CH Cherry | CO Concrete | SV Silver

Band 3 HO Halifax Oak

Circular Table with Brava Tripod



25mm Circular table with brava tripod base.

Code	Description	W x D x H (mm)	Band 1	Band 2	Band 3
BCT8	800 Circular Table	800 x 800 x 740	€ 560	€ 600	€ 655
BCT10	1000 Circular Table	1000 x 900 x 740	€ 660	€ 685	€ 730
BCT12	1200 Circular Table	1200 x 1000 x 740	€ 710	€ 730	€ 880

Coffee Table with Brava Tripod



25mm Coffee table with brava tripod base.

Code	Description	W x D x H (mm)	Band 1	Band 2	Band 3
BCCT8	800 Coffee Table	800 x 800 x 740	€ 520	€ 540	€ 590
BCCT10	1000 Coffee Table	1000 x 1000 x 740	€ 600	€ 625	€ 675
BCCT12	1200 Coffee Table	1200 x 1200 x 740	€ 645	€ 670	€ 720

Finishes:

Band 1 NB Beech | CA Classic Ash | LO Light Oak | MO Modern Oak | MP Maple | PG Plain Grey | PC Portofino Cherry | SE Swiss Elm | WA Walnut | WH White

Band 2 AN Anthracite | BK Black | CH Cherry | CO Concrete | SV Silver

Band 3 HO Halifax Oak



BISTRO High & Low Bench

Gianni A Frame

Bistro Tables

Gianni A Frame tables available as 740mm low desk height tables along with 1050mm poseur height tables in a range of sizes; levelling feet; flip down cable trays are available for both poseur and low tables; Available in a choice of 10 top finishes and frames in powdercoated White, Black, Silver and Grey.



Poseur Table

1050mm high x 800mm deep

Code	Dimensions (mm)	Price
GAP12	1200 wide	€ 915
GAP14	1400 wide	€ 955
GAP16	1600 wide	€ 995
GAP18	1800 wide	€ 1029
GAP20	2000 wide	€ 1075



Low Table

740mm high x 800mm deep

Code	Dimensions (mm)	Price
GAL12	1200 wide	€ 865
GAL14	1400 wide	€ 905
GAL16	1600 wide	€ 939
GAL18	1800 wide	€ 979
GAL20	2000 wide	€ 1015



Bench Seat

455mm high x 350mm deep

Code	Dimensions (mm)	Price
GALBS12	900 wide	€ 379
GALBS14	1100 wide	€ 395
GALBS16	1300 wide	€ 412
GALBS18	1500 wide	€ 435
GALBS20	1700 wide	€ 449



Colour Frame Options:



Colour Top Options:



N.B. Bench seat is 300mm smaller than table width



BISTRO Tables





40mm diameter fully welded tables;
25mm tops; solid metal frame; adjustable feet;
Available in 10 colour top options, frame finishes
in white, silver, graphite and black.

Code	W	D	H	Price
40FWT8	800	800	740	€ 316
40FWT10	1000	800	740	€ 347
40FWT12	1200	800	740	€ 359
40FWT14	1400	800	740	€ 370
40FWT16	1600	800	740	€ 388
40FWT18	1800	800	740	€ 429

Code	Dia	W	Price
40RT8	800	740	€ 465
40RT10	1000	740	€ 499
40RT12	1200	740	€ 549

Colour Frame Options:



Colour Top Options:






Office DEPOT.

Furniture Solutions

Whether you are looking for a new desk and chair or a completely new look and feel for your office, Office Depot offer a complete range of furniture options and interior design solutions to help you create your perfect work space.

We can project manage any requirement, large or small. Our full turn-key service includes everything from your choice of colour scheme to furniture, flooring, lighting and partitions.

From the ideas generated in the initial consultation, right through to our professional installation, Office Depot are there every step of the way to ensure you get what you want when you want it.






Style, practicality and value, wherever you work, whatever your business

Reception - Seating - Storage - Desks & furniture
Meeting & conference - Bistro & canteen

Over 20 years experience • Over 2,500 products



to place your order contact:
Michael Fitzsimons
Furniture & Interiors
Tel: 00 353 86 2722 748
email: michael.fitzsimons@officedepot.ie